



Student Feedback Report  
 Consilium ConTest/Demo/psychology/Bachelor/Introduction Basic Statistics\

**Participant Information**

**Participant Number** 3036561 **Participant Name** Van Kuyk, Danny **Your version** 1

**Test Information**

**No. of participants** 33 **No. of items (valid / disabled / total)** 20 / 0 / 20

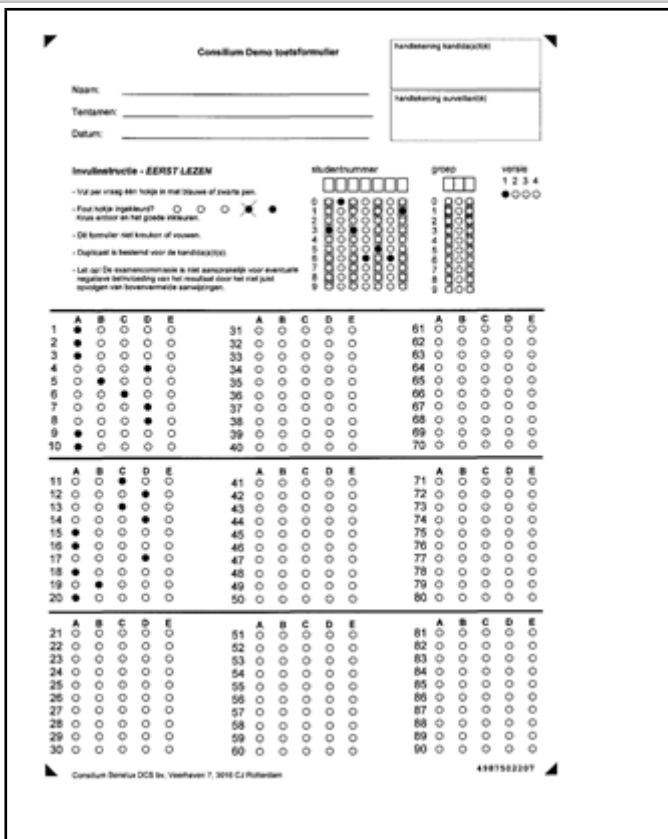
**Score Summary**

<b>No. of good answers</b>	17
<b>No. of false answers</b>	3
<b>No. of abstention answers</b>	0
<b>No. of out of range/open questions</b>	0

**Your grade**  
  
20,00

**Results**

No.	Type	Abst	Your Answer	Correct Answer	Score
1	1 (4)	-	.	A	1
2	1 (4)	-	.	A	1
3	1 (4)	-	.	A	1
4	1 (4)	-	.	D	1
5	1 (4)	-	.	B	1
6	1 (4)	-	C	B	0
7	1 (4)	-	.	D	1
8	1 (4)	-	.	D	1
9	1 (4)	-	.	A	1
10	1 (4)	-	.	A	1
11	1 (4)	-	.	C	1
12	1 (4)	-	.	D	1
13	1 (4)	-	.	C	1
14	1 (4)	-	D	C	0
15	1 (4)	-	.	A	1
16	1 (4)	-	.	A	1
17	1 (4)	-	D	C,D	0
18	1 (4)	-	.	A	1
19	1 (4)	-	.	B	1
20	1 (4)	-	.	A	1



**Explanation of the columns:**  
 Type = Question type. Type 1 = Single Choice Single Answer, number of answer options between brackets  
 Type 2 = Essay Question  
 Abst. = In case an abstention (?) answer is allowed the applicable letter is displayed  
 Score = Your score on this question



Student Feedback Report  
 Consilium ConTest\Demo\Psychology\Bachelor\Introduction Basic Statistics\

Participant Information

Participant Number 3225488 Participant Name Moerlie, Harry Your version 1

Test Information

No. of participants 33 No. of items (valid / disabled / total) 20 / 0 / 20

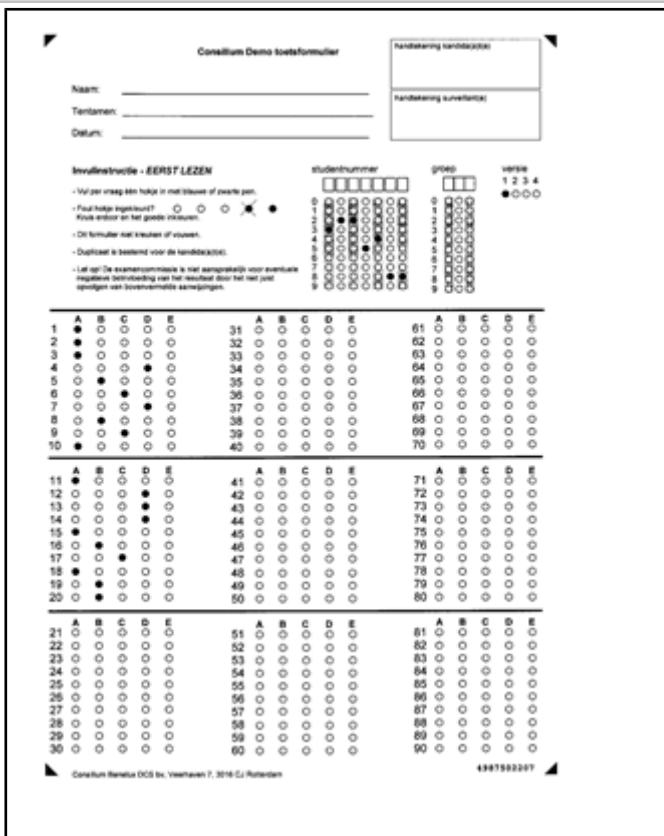
Score Summary

No. of good answers	11
No. of false answers	9
No. of abstention answers	0
No. of out of range/open questions	0

Your grade  
**11,20**

Results

No.	Type	Abst	Your Answer	Correct Answer	Score
1	1 (4)	-	.	A	1
2	1 (4)	-	.	A	1
3	1 (4)	-	.	A	1
4	1 (4)	-	.	D	1
5	1 (4)	-	.	B	1
6	1 (4)	-	C	B	0
7	1 (4)	-	.	D	1
8	1 (4)	-	B	D	0
9	1 (4)	-	C	A	0
10	1 (4)	-	.	A	1
11	1 (4)	-	A	C	0
12	1 (4)	-	.	D	1
13	1 (4)	-	D	C	0
14	1 (4)	-	D	C	0
15	1 (4)	-	.	A	1
16	1 (4)	-	B	A	0
17	1 (4)	-	C	C,D	1
18	1 (4)	-	.	A	1
19	1 (4)	-	.	B	1
20	1 (4)	-	B	A	0



**Explanation of the columns:**  
 Type = Question type. Type 1 = Single Choice Single Answer, number of answer options between brackets  
 Type 2 = Essay Question  
 Abst. = In case an abstention (?) answer is allowed the applicable letter is displayed  
 Score = Your score on this question



Student Feedback Report  
 Consilium ConTest/Demo/psychology/Bachelor/Introduction Basic Statistics\

**Participant Information**

**Participant Number** 3239543 **Participant Name** Van der Leeuw, Roy **Your version** 1

**Test Information**

**No. of participants** 33 **No. of items (valid / disabled / total)** 20 / 0 / 20

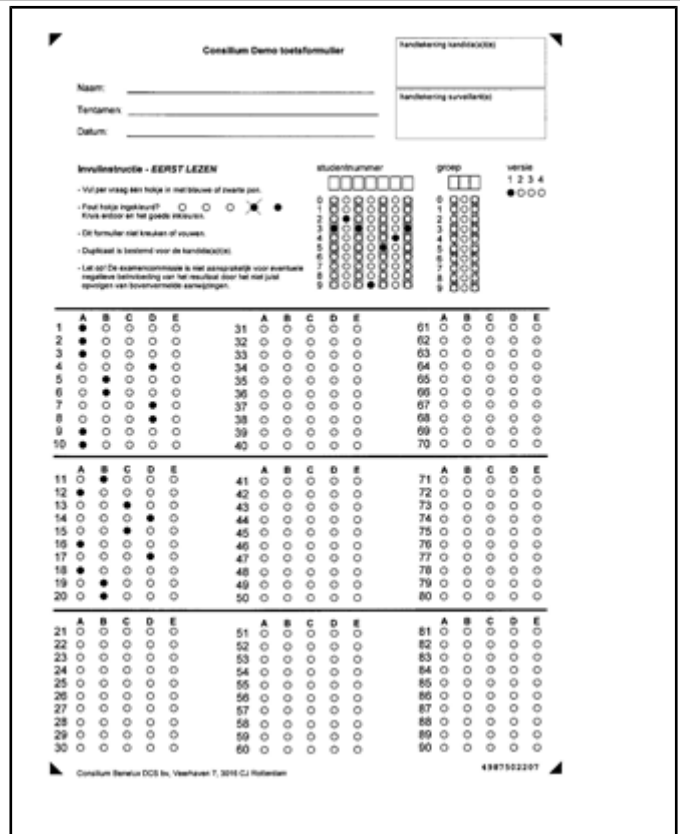
**Score Summary**

<b>No. of good answers</b>	14
<b>No. of false answers</b>	6
<b>No. of abstention answers</b>	0
<b>No. of out of range/open questions</b>	0

**Your grade**  
  
15,40

**Results**

No.	Type	Abst	Your Answer	Correct Answer	Score
1	1 (4)	-	.	A	1
2	1 (4)	-	.	A	1
3	1 (4)	-	.	A	1
4	1 (4)	-	.	D	1
5	1 (4)	-	.	B	1
6	1 (4)	-	.	B	1
7	1 (4)	-	.	D	1
8	1 (4)	-	.	D	1
9	1 (4)	-	.	A	1
10	1 (4)	-	.	A	1
11	1 (4)	-	B	C	0
12	1 (4)	-	A	D	0
13	1 (4)	-	.	C	1
14	1 (4)	-	D	C	0
15	1 (4)	-	C	A	0
16	1 (4)	-	.	A	1
17	1 (4)	-	D	C,D	0
18	1 (4)	-	.	A	1
19	1 (4)	-	.	B	1
20	1 (4)	-	B	A	0



**Explanation of the columns:**

Type = Question type. Type 1 = Single Choice Single Answer, number of answer options between brackets

Type 2 = Essay Question

Abst. = In case an abstention (?) answer is allowed the applicable letter is displayed

Score = Your score on this question



Student Feedback Report  
 Consilium ConTest\Demo\Psychology\Bachelor\Introduction Basic Statistics\

Participant Information

Participant Number 3078469 Participant Name Schroots, Steven Your version 1

Test Information

No. of participants 33 No. of items (valid / disabled / total) 20 / 0 / 20

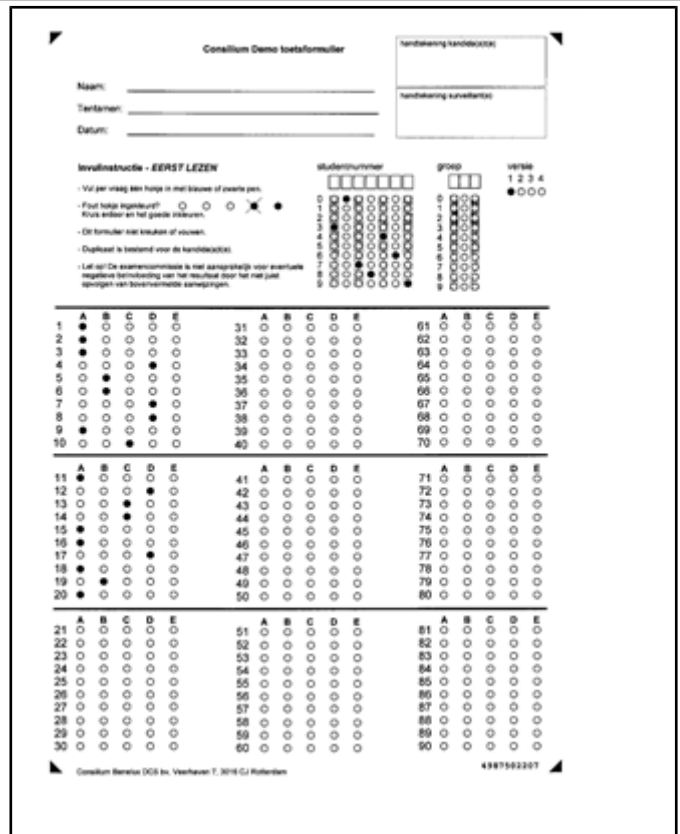
Score Summary

No. of good answers	17
No. of false answers	3
No. of abstention answers	0
No. of out of range/open questions	0

Your grade  
**20,00**

Results

No.	Type	Abst	Your Answer	Correct Answer	Score
1	1 (4)	-	.	A	1
2	1 (4)	-	.	A	1
3	1 (4)	-	.	A	1
4	1 (4)	-	.	D	1
5	1 (4)	-	.	B	1
6	1 (4)	-	.	B	1
7	1 (4)	-	.	D	1
8	1 (4)	-	.	D	1
9	1 (4)	-	.	A	1
10	1 (4)	-	C	A	0
11	1 (4)	-	A	C	0
12	1 (4)	-	.	D	1
13	1 (4)	-	.	C	1
14	1 (4)	-	.	C	1
15	1 (4)	-	.	A	1
16	1 (4)	-	.	A	1
17	1 (4)	-	D	C,D	0
18	1 (4)	-	.	A	1
19	1 (4)	-	.	B	1
20	1 (4)	-	.	A	1



Explanation of the columns:

Type = Question type. Type 1 = Single Choice Single Answer, number of answer options between brackets

Type 2 = Essay Question

Abst. = In case an abstention (?) answer is allowed the applicable letter is displayed

Score = Your score on this question



Student Feedback Report  
 Consilium ConTest\Demo\Psychology\Bachelor\Introduction Basic Statistics\

**Participant Information**

**Participant Number** 3011593 **Participant Name** De Wit, Jaap **Your version** 1

**Test Information**

**No. of participants** 33 **No. of items (valid / disabled / total)** 20 / 0 / 20

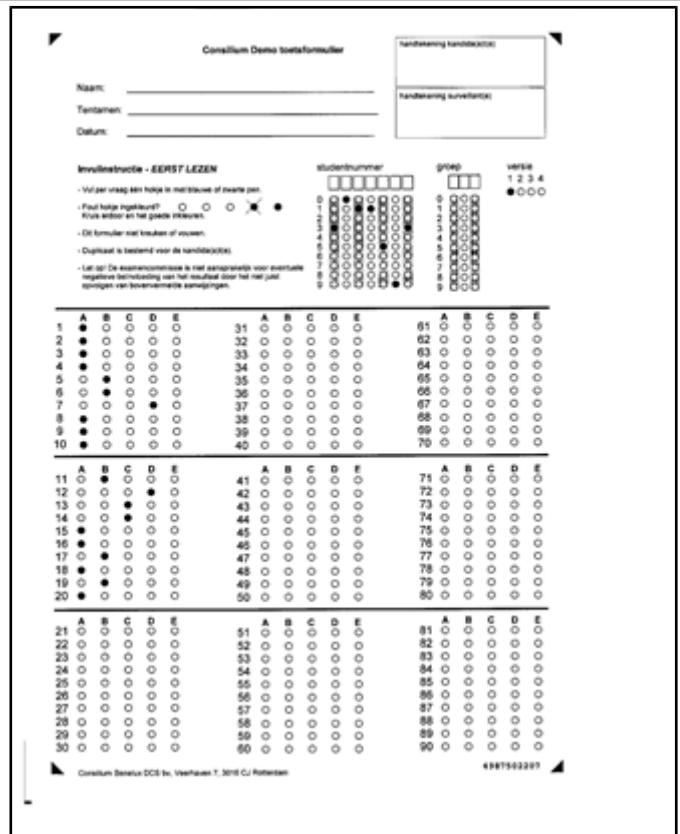
**Score Summary**

<b>No. of good answers</b>	16
<b>No. of false answers</b>	4
<b>No. of abstention answers</b>	0
<b>No. of out of range/open questions</b>	0

**Your grade**  
  
**16,80**

**Results**

No.	Type	Abst	Your Answer	Correct Answer	Score
1	1 (4)	-	.	A	1
2	1 (4)	-	.	A	1
3	1 (4)	-	.	A	1
4	1 (4)	-	A	D	0
5	1 (4)	-	.	B	1
6	1 (4)	-	.	B	1
7	1 (4)	-	.	D	1
8	1 (4)	-	A	D	0
9	1 (4)	-	.	A	1
10	1 (4)	-	.	A	1
11	1 (4)	-	B	C	0
12	1 (4)	-	.	D	1
13	1 (4)	-	.	C	1
14	1 (4)	-	.	C	1
15	1 (4)	-	.	A	1
16	1 (4)	-	.	A	1
17	1 (4)	-	B	C,D	0
18	1 (4)	-	.	A	1
19	1 (4)	-	.	B	1
20	1 (4)	-	.	A	1



**Explanation of the columns:**  
 Type = Question type. Type 1 = Single Choice Single Answer, number of answer options between brackets  
 Type 2 = Essay Question  
 Abst. = In case an abstention (?) answer is allowed the applicable letter is displayed  
 Score = Your score on this question



Student Feedback Report  
 Consilium ConTest\Demo\Psychology\Bachelor\Introduction Basic Statistics\

Participant Information

Participant Number 468940 Participant Name Janssen, Jaap Your version 1

Test Information

No. of participants 33 No. of items (valid / disabled / total) 20 / 0 / 20

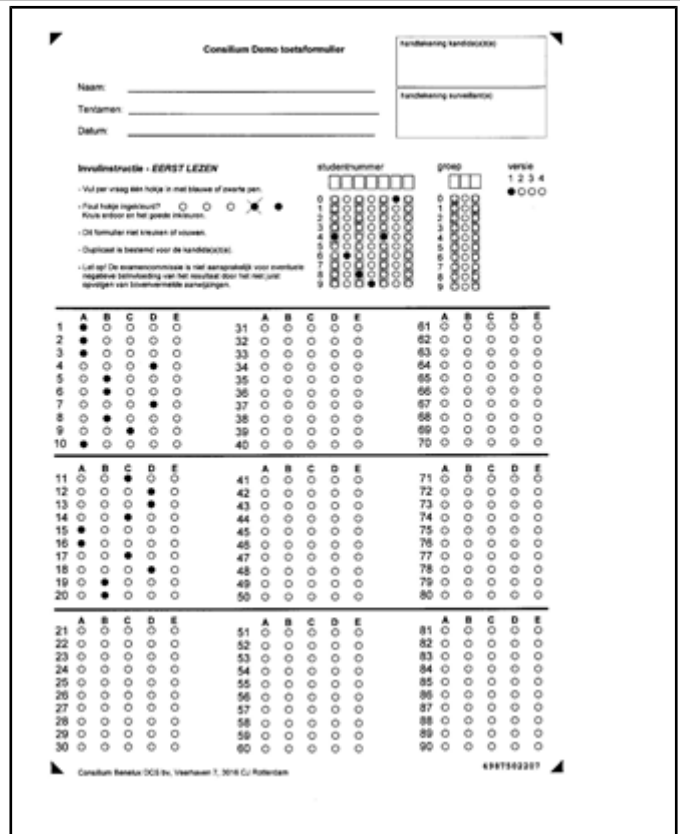
Score Summary

No. of good answers	14
No. of false answers	6
No. of abstention answers	0
No. of out of range/open questions	0

Your grade  
**15,40**

Results

No.	Type	Abst	Your Answer	Correct Answer	Score
1	1 (4)	-	.	A	1
2	1 (4)	-	.	A	1
3	1 (4)	-	.	A	1
4	1 (4)	-	.	D	1
5	1 (4)	-	.	B	1
6	1 (4)	-	.	B	1
7	1 (4)	-	.	D	1
8	1 (4)	-	B	D	0
9	1 (4)	-	C	A	0
10	1 (4)	-	.	A	1
11	1 (4)	-	.	C	1
12	1 (4)	-	.	D	1
13	1 (4)	-	D	C	0
14	1 (4)	-	.	C	1
15	1 (4)	-	.	A	1
16	1 (4)	-	.	A	1
17	1 (4)	-	C	C,D	1
18	1 (4)	-	D	A	0
19	1 (4)	-	.	B	1
20	1 (4)	-	B	A	0



Explanation of the columns:

Type = Question type. Type 1 = Single Choice Single Answer, number of answer options between brackets

Type 2 = Essay Question

Abst. = In case an abstention (?) answer is allowed the applicable letter is displayed

Score = Your score on this question



Student Feedback Report  
 Consilium ConTest\Demo\Psychology\Bachelor\Introduction Basic Statistics\

**Participant Information**

**Participant Number** 415405 **Participant Name** Pietersen, Jon **Your version** 1

**Test Information**

**No. of participants** 33 **No. of items (valid / disabled / total)** 20 / 0 / 20

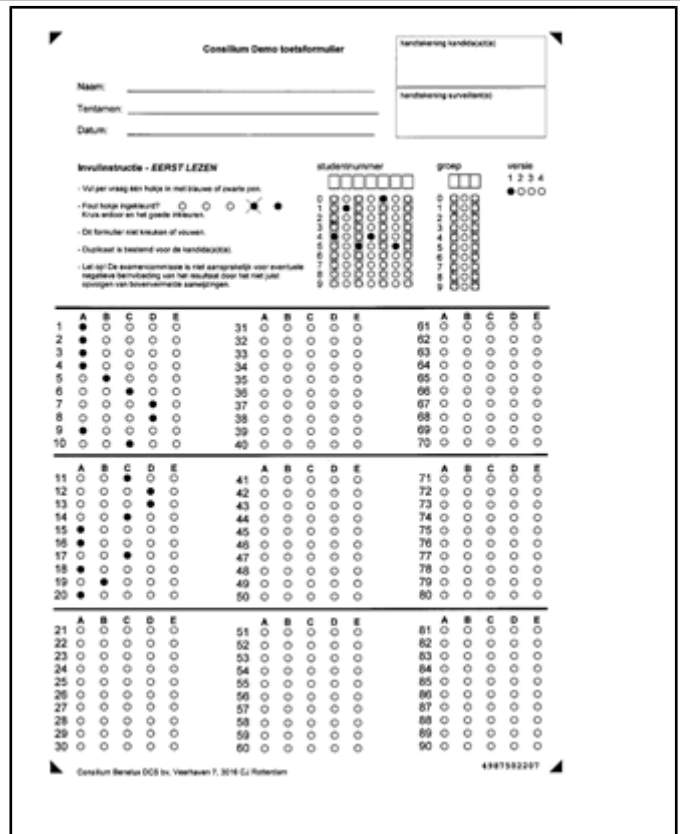
**Score Summary**

<b>No. of good answers</b>	15
<b>No. of false answers</b>	5
<b>No. of abstention answers</b>	0
<b>No. of out of range/open questions</b>	0

**Your grade**  
  
**16,80**

**Results**

No.	Type	Abst	Your Answer	Correct Answer	Score
1	1 (4)	-	.	A	1
2	1 (4)	-	.	A	1
3	1 (4)	-	.	A	1
4	1 (4)	-	A	D	0
5	1 (4)	-	.	B	1
6	1 (4)	-	C	B	0
7	1 (4)	-	.	D	1
8	1 (4)	-	.	D	1
9	1 (4)	-	.	A	1
10	1 (4)	-	C	A	0
11	1 (4)	-	.	C	1
12	1 (4)	-	.	D	1
13	1 (4)	-	D	C	0
14	1 (4)	-	.	C	1
15	1 (4)	-	.	A	1
16	1 (4)	-	.	A	1
17	1 (4)	-	C	C,D	1
18	1 (4)	-	.	A	1
19	1 (4)	-	.	B	1
20	1 (4)	-	.	A	1



**Explanation of the columns:**

Type = Question type. Type 1 = Single Choice Single Answer, number of answer options between brackets

Type 2 = Essay Question

Abst. = In case an abstention (?) answer is allowed the applicable letter is displayed

Score = Your score on this question



Student Feedback Report  
 Consilium ConTest/Demo/psychology/Bachelor/Introduction Basic Statistics\

Participant Information

Participant Number 3224317 Participant Name De Stem, Ans Your version 1

Test Information

No. of participants 33 No. of items (valid / disabled / total) 20 / 0 / 20

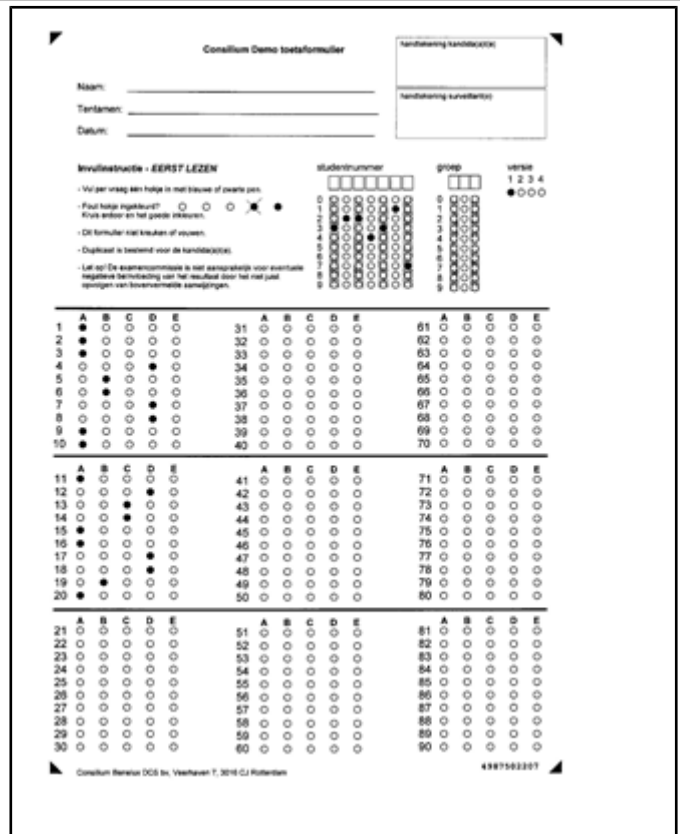
Score Summary

No. of good answers	17
No. of false answers	3
No. of abstention answers	0
No. of out of range/open questions	0

Your grade  
**20,00**

Results

No.	Type	Abst	Your Answer	Correct Answer	Score
1	1 (4)	-	.	A	1
2	1 (4)	-	.	A	1
3	1 (4)	-	.	A	1
4	1 (4)	-	.	D	1
5	1 (4)	-	.	B	1
6	1 (4)	-	.	B	1
7	1 (4)	-	.	D	1
8	1 (4)	-	.	D	1
9	1 (4)	-	.	A	1
10	1 (4)	-	.	A	1
11	1 (4)	-	A	C	0
12	1 (4)	-	.	D	1
13	1 (4)	-	.	C	1
14	1 (4)	-	.	C	1
15	1 (4)	-	.	A	1
16	1 (4)	-	.	A	1
17	1 (4)	-	D	C,D	0
18	1 (4)	-	D	A	0
19	1 (4)	-	.	B	1
20	1 (4)	-	.	A	1



Explanation of the columns:

Type = Question type. Type 1 = Single Choice Single Answer, number of answer options between brackets

Type 2 = Essay Question

Abst. = In case an abstention (?) answer is allowed the applicable letter is displayed

Score = Your score on this question





Student Feedback Report  
 Consilium ConTest/Demo/psychology/Bachelor/Introduction Basic Statistics\

Participant Information

Participant Number 3210111 Participant Name Kraan, Marieke Your version 1

Test Information

No. of participants 33 No. of items (valid / disabled / total) 20 / 0 / 20

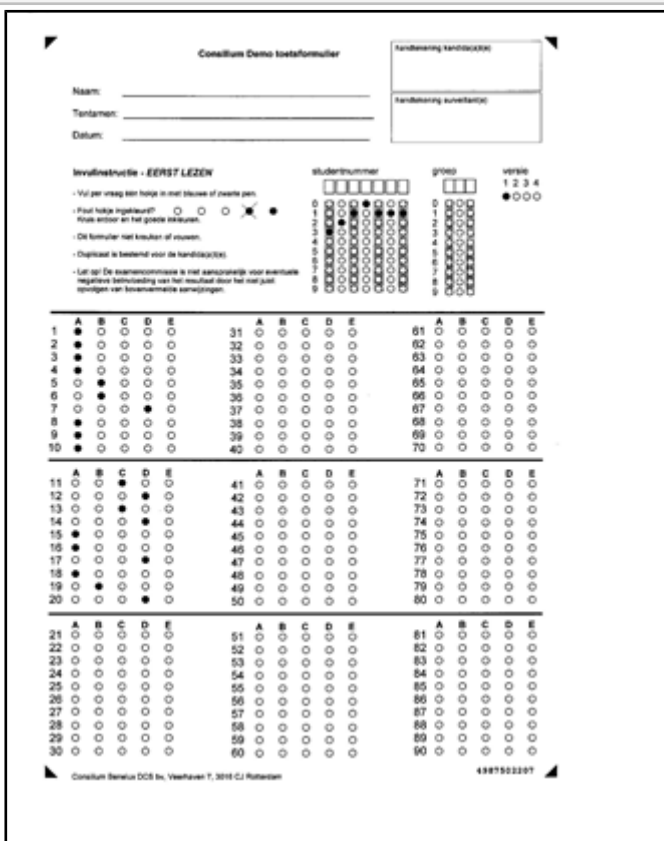
Score Summary

No. of good answers	15
No. of false answers	5
No. of abstention answers	0
No. of out of range/open questions	0

Your grade  
**16,80**

Results

No.	Type	Abst	Your Answer	Correct Answer	Score
1	1 (4)	-	.	A	1
2	1 (4)	-	.	A	1
3	1 (4)	-	.	A	1
4	1 (4)	-	A	D	0
5	1 (4)	-	.	B	1
6	1 (4)	-	.	B	1
7	1 (4)	-	.	D	1
8	1 (4)	-	A	D	0
9	1 (4)	-	.	A	1
10	1 (4)	-	.	A	1
11	1 (4)	-	.	C	1
12	1 (4)	-	.	D	1
13	1 (4)	-	.	C	1
14	1 (4)	-	D	C	0
15	1 (4)	-	.	A	1
16	1 (4)	-	.	A	1
17	1 (4)	-	D	C,D	0
18	1 (4)	-	.	A	1
19	1 (4)	-	.	B	1
20	1 (4)	-	D	A	0



**Explanation of the columns:**  
 Type = Question type. Type 1 = Single Choice Single Answer, number of answer options between brackets  
 Type 2 = Essay Question  
 Abst. = In case an abstention (?) answer is allowed the applicable letter is displayed  
 Score = Your score on this question



Student Feedback Report  
 Consilium ConTest/Demo/Psychology/Bachelor/Introduction Basic Statistics\

Participant Information

Participant Number 360384 Participant Name Hoofd, Trudy Your version 1

Test Information

No. of participants 33 No. of items (valid / disabled / total) 20 / 0 / 20

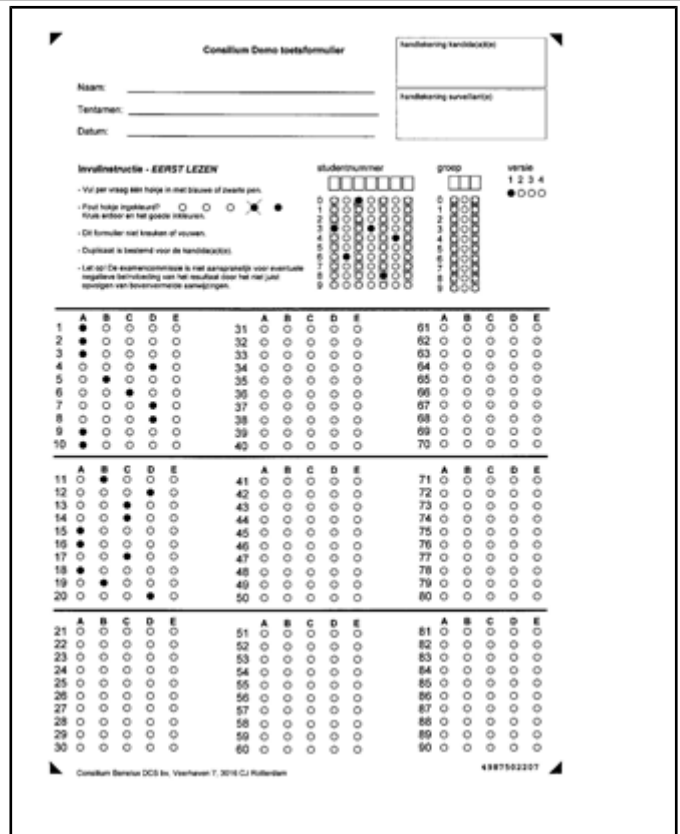
Score Summary

No. of good answers	16
No. of false answers	4
No. of abstention answers	0
No. of out of range/open questions	0

Your grade  
**18,20**

Results

No.	Type	Abst	Your Answer	Correct Answer	Score
1	1 (4)	-	.	A	1
2	1 (4)	-	.	A	1
3	1 (4)	-	.	A	1
4	1 (4)	-	.	D	1
5	1 (4)	-	.	B	1
6	1 (4)	-	C	B	0
7	1 (4)	-	.	D	1
8	1 (4)	-	.	D	1
9	1 (4)	-	.	A	1
10	1 (4)	-	.	A	1
11	1 (4)	-	B	C	0
12	1 (4)	-	.	D	1
13	1 (4)	-	.	C	1
14	1 (4)	-	.	C	1
15	1 (4)	-	.	A	1
16	1 (4)	-	.	A	1
17	1 (4)	-	C	C,D	1
18	1 (4)	-	.	A	1
19	1 (4)	-	.	B	1
20	1 (4)	-	D	A	0



Explanation of the columns:

Type = Question type. Type 1 = Single Choice Single Answer, number of answer options between brackets

Type 2 = Essay Question

Abst. = In case an abstention (?) answer is allowed the applicable letter is displayed

Score = Your score on this question



Student Feedback Report  
 Consilium ConTest\Demo\Psychology\Bachelor\Introduction Basic Statistics\

Participant Information

Participant Number 3069222 Participant Name De Gooi, Jan-Klaas Your version 2

Test Information

No. of participants 33 No. of items (valid / disabled / total) 20 / 0 / 20

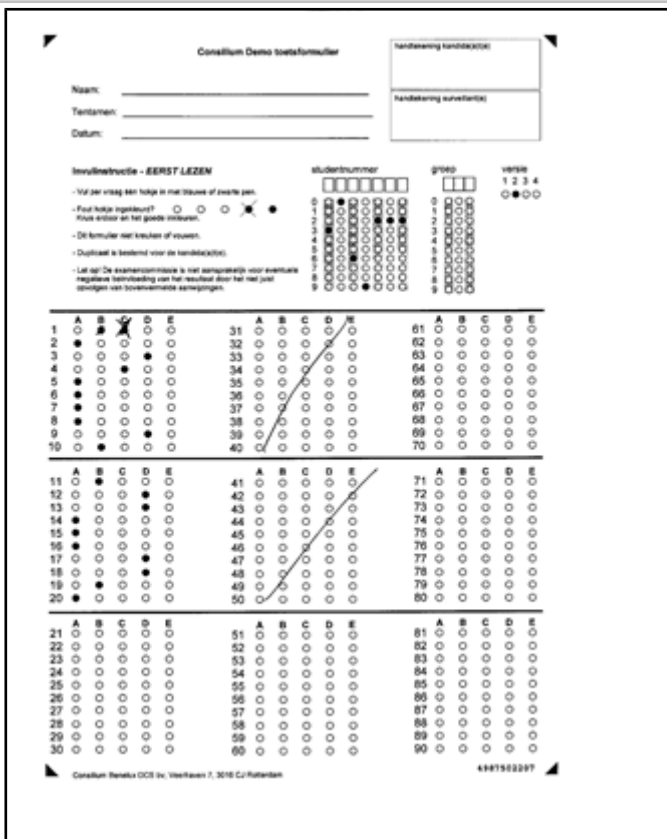
Score Summary

No. of good answers	6
No. of false answers	14
No. of abstention answers	0
No. of out of range/open questions	0

Your grade  
**4,20**

Results

No.	Type	Abst	Your Answer	Correct Answer	Score
1	1 (4)	-	.	B	0
2	1 (4)	-	A	D	1
3	1 (4)	-	.	D	0
4	1 (4)	-	C	A	0
5	1 (4)	-	.	A	0
6	1 (4)	-	A	C	0
7	1 (4)	-	A	D	0
8	1 (4)	-	A	C	0
9	1 (4)	-	D	C	0
10	1 (4)	-	B	A	0
11	1 (4)	-	B	A	0
12	1 (4)	-	D	A	1
13	1 (4)	-	D	A	0
14	1 (4)	-	A	D	0
15	1 (4)	-	A	B	1
16	1 (4)	-	.	A	1
17	1 (4)	-	D	C,D	0
18	1 (4)	-	D	A	0
19	1 (4)	-	.	B	1
20	1 (4)	-	.	A	1



**Explanation of the columns:**  
 Type = Question type. Type 1 = Single Choice Single Answer, number of answer options between brackets  
 Type 2 = Essay Question  
 Abst. = In case an abstention (?) answer is allowed the applicable letter is displayed  
 Score = Your score on this question



Student Feedback Report  
 Consilium ConTest/Demo/psychology/Bachelor/Introduction Basic Statistics\

Participant Information

Participant Number 205184 Participant Name Ann, Jantine Your version 2

Test Information

No. of participants 33 No. of items (valid / disabled / total) 20 / 0 / 20

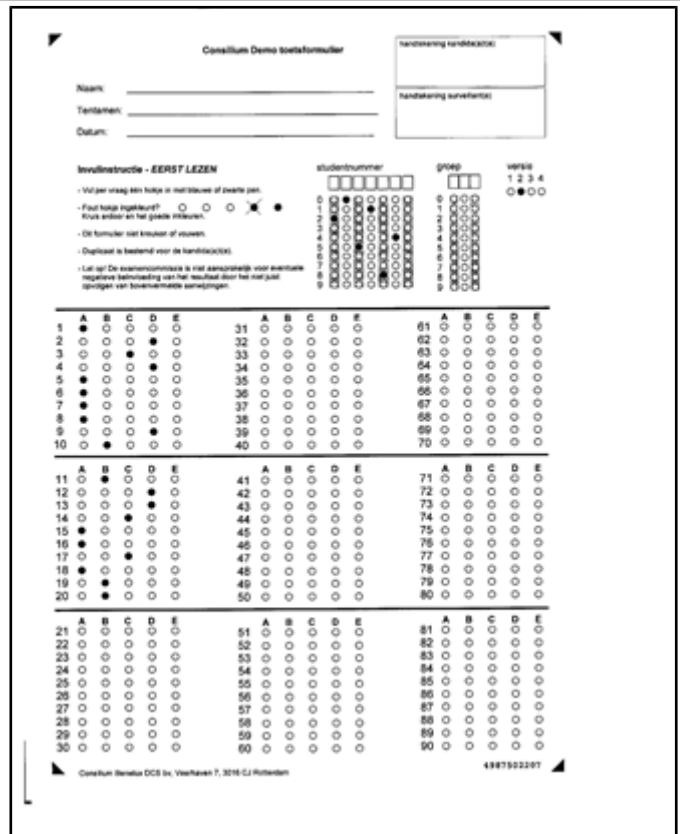
Score Summary

No. of good answers	5
No. of false answers	15
No. of abstention answers	0
No. of out of range/open questions	0

Your grade  
**2,80**

Results

No.	Type	Abst	Your Answer	Correct Answer	Score
1	1 (4)	-	A	B	1
2	1 (4)	-	.	D	0
3	1 (4)	-	C	D	0
4	1 (4)	-	D	A	1
5	1 (4)	-	.	A	0
6	1 (4)	-	A	C	0
7	1 (4)	-	A	D	0
8	1 (4)	-	A	C	0
9	1 (4)	-	D	C	0
10	1 (4)	-	B	A	0
11	1 (4)	-	B	A	0
12	1 (4)	-	D	A	1
13	1 (4)	-	D	A	0
14	1 (4)	-	C	D	1
15	1 (4)	-	A	B	1
16	1 (4)	-	.	A	1
17	1 (4)	-	C	C,D	1
18	1 (4)	-	.	A	1
19	1 (4)	-	.	B	1
20	1 (4)	-	B	A	0



**Explanation of the columns:**  
 Type = Question type. Type 1 = Single Choice Single Answer, number of answer options between brackets  
 Type 2 = Essay Question  
 Abst. = In case an abstention (?) answer is allowed the applicable letter is displayed  
 Score = Your score on this question



Student Feedback Report  
 Consilium ConTest/Demo/psychology/Bachelor/Introduction Basic Statistics\

Participant Information

Participant Number 3226077 Participant Name Van der Laan, Anne Your version 2

Test Information

No. of participants 33 No. of items (valid / disabled / total) 20 / 0 / 20


Score Summary

No. of good answers	5
No. of false answers	15
No. of abstention answers	0
No. of out of range/open questions	0

Your grade  
**2,80**

Results

No.	Type	Abst	Your Answer	Correct Answer	Score
1	1 (4)	-	A	B	1
2	1 (4)	-	.	D	0
3	1 (4)	-	C	D	0
4	1 (4)	-	C	A	0
5	1 (4)	-	.	A	0
6	1 (4)	-	A	C	0
7	1 (4)	-	A	D	0
8	1 (4)	-	A	C	0
9	1 (4)	-	D	C	0
10	1 (4)	-	B	A	0
11	1 (4)	-	.	A	0
12	1 (4)	-	D	A	1
13	1 (4)	-	D	A	0
14	1 (4)	-	A	D	0
15	1 (4)	-	A	B	1
16	1 (4)	-	B	A	0
17	1 (4)	-	D	C,D	0
18	1 (4)	-	.	A	1
19	1 (4)	-	.	B	1
20	1 (4)	-	B	A	0



**Explanation of the columns:**  
 Type = Question type. Type 1 = Single Choice Single Answer, number of answer options between brackets  
 Type 2 = Essay Question  
 Abst. = In case an abstention (?) answer is allowed the applicable letter is displayed  
 Score = Your score on this question



Student Feedback Report  
 Consilium ConTest/Demo/Psychology/Bachelor/Introduction Basic Statistics\

Participant Information

Participant Number 414565 Participant Name van der Laan, Jaco Your version 2

Test Information

No. of participants 33 No. of items (valid / disabled / total) 20 / 0 / 20

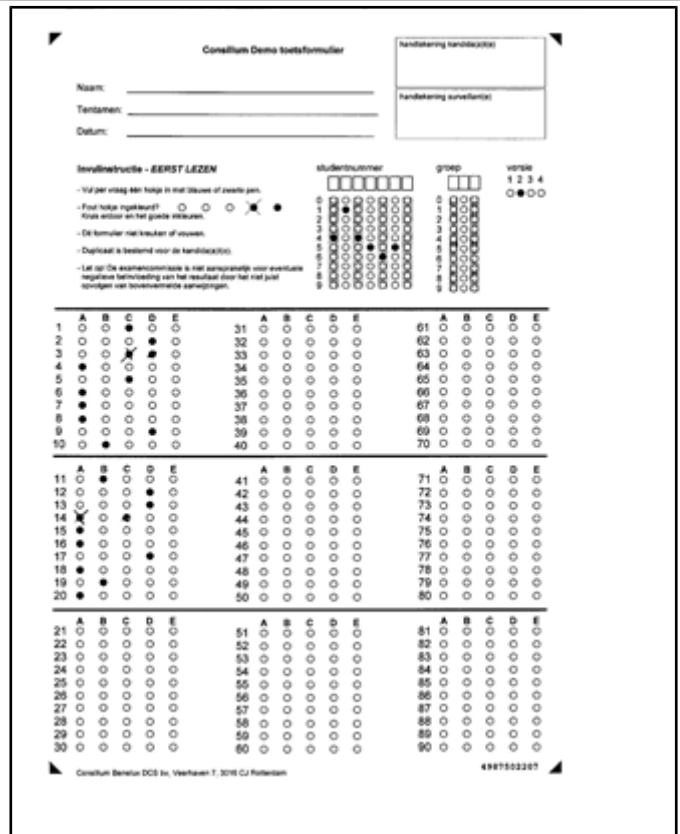
Score Summary

No. of good answers	7
No. of false answers	13
No. of abstention answers	0
No. of out of range/open questions	0

Your grade  
**5,60**

Results

No.	Type	Abst	Your Answer	Correct Answer	Score
1	1 (4)	-	C	B	0
2	1 (4)	-	.	D	0
3	1 (4)	-	.	D	0
4	1 (4)	-	.	A	0
5	1 (4)	-	C	A	0
6	1 (4)	-	A	C	0
7	1 (4)	-	A	D	0
8	1 (4)	-	A	C	0
9	1 (4)	-	D	C	0
10	1 (4)	-	B	A	0
11	1 (4)	-	B	A	0
12	1 (4)	-	D	A	1
13	1 (4)	-	D	A	0
14	1 (4)	-	C	D	1
15	1 (4)	-	A	B	1
16	1 (4)	-	.	A	1
17	1 (4)	-	D	C,D	0
18	1 (4)	-	.	A	1
19	1 (4)	-	.	B	1
20	1 (4)	-	.	A	1



Explanation of the columns:

Type = Question type. Type 1 = Single Choice Single Answer, number of answer options between brackets

Type 2 = Essay Question

Abst. = In case an abstention (?) answer is allowed the applicable letter is displayed

Score = Your score on this question



Student Feedback Report  
 Consilium ConTest/Demo/Psychology/Bachelor/Introduction Basic Statistics\

Participant Information

Participant Number 3208176 Participant Name Low, Rob Your version 2

Test Information

No. of participants 33 No. of items (valid / disabled / total) 20 / 0 / 20

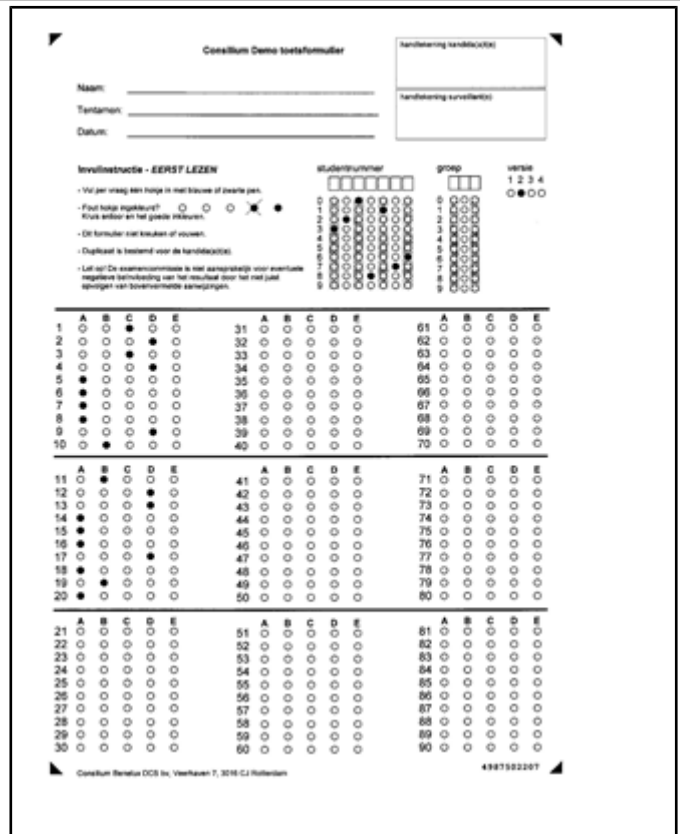
Score Summary

No. of good answers	6
No. of false answers	14
No. of abstention answers	0
No. of out of range/open questions	0

Your grade  
**4,20**

Results

No.	Type	Abst	Your Answer	Correct Answer	Score
1	1 (4)	-	C	B	0
2	1 (4)	-	.	D	0
3	1 (4)	-	C	D	0
4	1 (4)	-	D	A	1
5	1 (4)	-	.	A	0
6	1 (4)	-	A	C	0
7	1 (4)	-	A	D	0
8	1 (4)	-	A	C	0
9	1 (4)	-	D	C	0
10	1 (4)	-	B	A	0
11	1 (4)	-	B	A	0
12	1 (4)	-	D	A	1
13	1 (4)	-	D	A	0
14	1 (4)	-	A	D	0
15	1 (4)	-	A	B	1
16	1 (4)	-	.	A	1
17	1 (4)	-	D	C,D	0
18	1 (4)	-	.	A	1
19	1 (4)	-	.	B	1
20	1 (4)	-	.	A	1



Explanation of the columns:

Type = Question type. Type 1 = Single Choice Single Answer, number of answer options between brackets

Type 2 = Essay Question

Abst. = In case an abstention (?) answer is allowed the applicable letter is displayed

Score = Your score on this question



Student Feedback Report  
 Consilium ConTest/Demo/Psychology/Bachelor/Introduction Basic Statistics\

Participant Information

Participant Number 3010643 Participant Name Weeks, Gerard Your version 2

Test Information

No. of participants 33 No. of items (valid / disabled / total) 20 / 0 / 20

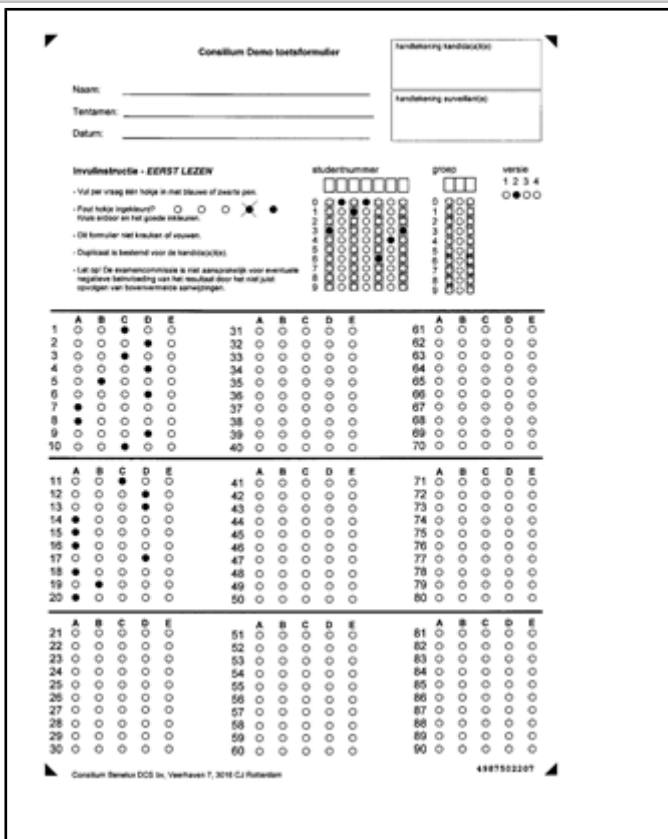
Score Summary

No. of good answers	5
No. of false answers	15
No. of abstention answers	0
No. of out of range/open questions	0

Your grade  
**2,80**

Results

No.	Type	Abst	Your Answer	Correct Answer	Score
1	1 (4)	-	C	B	0
2	1 (4)	-	.	D	0
3	1 (4)	-	C	D	0
4	1 (4)	-	D	A	1
5	1 (4)	-	B	A	1
6	1 (4)	-	D	C	0
7	1 (4)	-	A	D	0
8	1 (4)	-	A	C	0
9	1 (4)	-	D	C	0
10	1 (4)	-	C	A	0
11	1 (4)	-	C	A	1
12	1 (4)	-	D	A	1
13	1 (4)	-	D	A	0
14	1 (4)	-	A	D	0
15	1 (4)	-	A	B	1
16	1 (4)	-	.	A	1
17	1 (4)	-	D	C,D	0
18	1 (4)	-	.	A	1
19	1 (4)	-	.	B	1
20	1 (4)	-	.	A	1



**Explanation of the columns:**  
 Type = Question type. Type 1 = Single Choice Single Answer, number of answer options between brackets  
 Type 2 = Essay Question  
 Abst. = In case an abstention (?) answer is allowed the applicable letter is displayed  
 Score = Your score on this question





Student Feedback Report  
 Consilium ConTest/Demo/Psychology/Bachelor/Introduction Basic Statistics\

Participant Information

Participant Number 306932 Participant Name Zee, Koos Your version 3

Test Information

No. of participants 33 No. of items (valid / disabled / total) 20 / 0 / 20

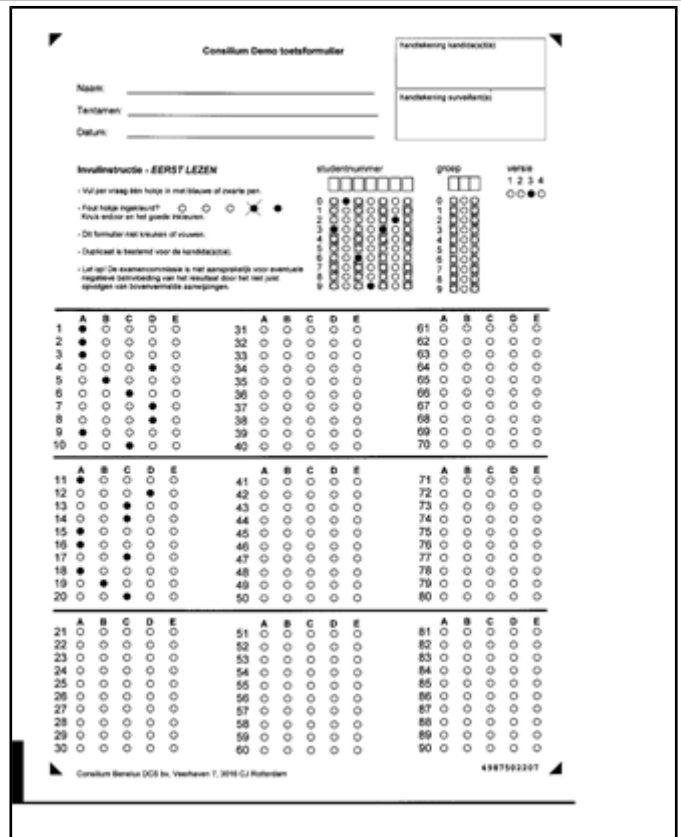
Score Summary

No. of good answers	15
No. of false answers	5
No. of abstention answers	0
No. of out of range/open questions	0

Your grade  
**16,80**

Results

No.	Type	Abst	Your Answer	Correct Answer	Score
1	1 (4)	-	.	A	1
2	1 (4)	-	.	A	1
3	1 (4)	-	.	A	1
4	1 (4)	-	.	D	1
5	1 (4)	-	.	B	1
6	1 (4)	-	C	B	0
7	1 (4)	-	.	D	1
8	1 (4)	-	.	D	1
9	1 (4)	-	.	A	1
10	1 (4)	-	C	A	0
11	1 (4)	-	A	C	0
12	1 (4)	-	.	D	1
13	1 (4)	-	.	C	1
14	1 (4)	-	.	C	1
15	1 (4)	-	.	A	1
16	1 (4)	-	.	A	1
17	1 (4)	-	C	C,D	1
18	1 (4)	-	.	A	1
19	1 (4)	-	.	B	1
20	1 (4)	-	C	A	0



Explanation of the columns:

Type = Question type. Type 1 = Single Choice Single Answer, number of answer options between brackets

Type 2 = Essay Question

Abst. = In case an abstention (?) answer is allowed the applicable letter is displayed

Score = Your score on this question



Student Feedback Report  
 Consilium ConTest/Demo/psychology/Bachelor/Introduction Basic Statistics\

Participant Information

Participant Number 3061191 Participant Name Mohier, Adil Your version 3

Test Information

No. of participants 33 No. of items (valid / disabled / total) 20 / 0 / 20

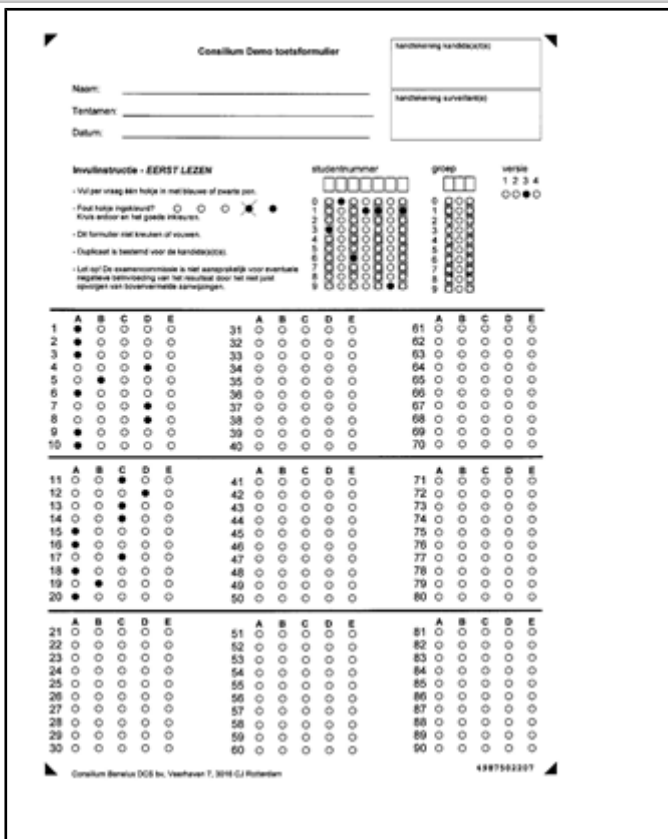
Score Summary

No. of good answers	18
No. of false answers	2
No. of abstention answers	0
No. of out of range/open questions	0

Your grade  
**20,00**

Results

No.	Type	Abst	Your Answer	Correct Answer	Score
1	1 (4)	-	.	A	1
2	1 (4)	-	.	A	1
3	1 (4)	-	.	A	1
4	1 (4)	-	.	D	1
5	1 (4)	-	.	B	1
6	1 (4)	-	A	B	0
7	1 (4)	-	.	D	1
8	1 (4)	-	.	D	1
9	1 (4)	-	.	A	1
10	1 (4)	-	.	A	1
11	1 (4)	-	.	C	1
12	1 (4)	-	.	D	1
13	1 (4)	-	.	C	1
14	1 (4)	-	.	C	1
15	1 (4)	-	.	A	1
16	1 (4)	-	.	A	1
17	1 (4)	-	C	C,D	1
18	1 (4)	-	.	A	1
19	1 (4)	-	.	B	1
20	1 (4)	-	.	A	1



**Explanation of the columns:**  
 Type = Question type. Type 1 = Single Choice Single Answer, number of answer options between brackets  
 Type 2 = Essay Question  
 Abst. = In case an abstention (?) answer is allowed the applicable letter is displayed  
 Score = Your score on this question



Student Feedback Report  
 Consilium ConTest\Demo\Psychology\Bachelor\Introduction Basic Statistics\

Participant Information

Participant Number 3011321 Participant Name Luyken, Ernst Your version 3

Test Information

No. of participants 33 No. of items (valid / disabled / total) 20 / 0 / 20

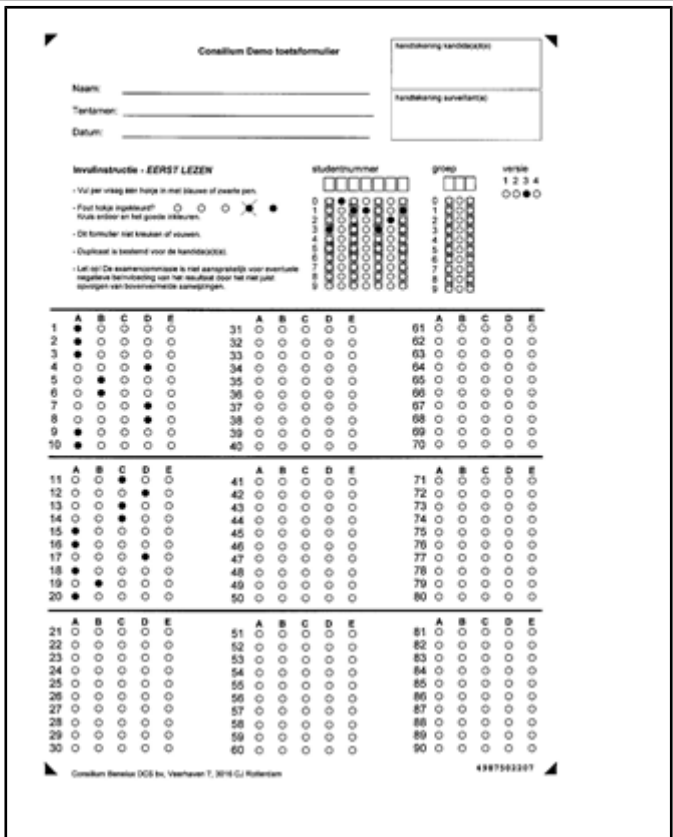
Score Summary

No. of good answers	19
No. of false answers	1
No. of abstention answers	0
No. of out of range/open questions	0

Your grade  
**20,00**

Results

No.	Type	Abst	Your Answer	Correct Answer	Score
1	1 (4)	-	.	A	1
2	1 (4)	-	.	A	1
3	1 (4)	-	.	A	1
4	1 (4)	-	.	D	1
5	1 (4)	-	.	B	1
6	1 (4)	-	.	B	1
7	1 (4)	-	.	D	1
8	1 (4)	-	.	D	1
9	1 (4)	-	.	A	1
10	1 (4)	-	.	A	1
11	1 (4)	-	.	C	1
12	1 (4)	-	.	D	1
13	1 (4)	-	.	C	1
14	1 (4)	-	.	C	1
15	1 (4)	-	.	A	1
16	1 (4)	-	.	A	1
17	1 (4)	-	D	C,D	0
18	1 (4)	-	.	A	1
19	1 (4)	-	.	B	1
20	1 (4)	-	.	A	1



**Explanation of the columns:**  
 Type = Question type. Type 1 = Single Choice Single Answer, number of answer options between brackets  
 Type 2 = Essay Question  
 Abst. = In case an abstention (?) answer is allowed the applicable letter is displayed  
 Score = Your score on this question



Student Feedback Report  
 Consilium ConTest/Demo/psychology/Bachelor/Introduction Basic Statistics\

Participant Information

Participant Number 3046583 Participant Name Termond, Erik Your version 3

Test Information

No. of participants 33 No. of items (valid / disabled / total) 20 / 0 / 20

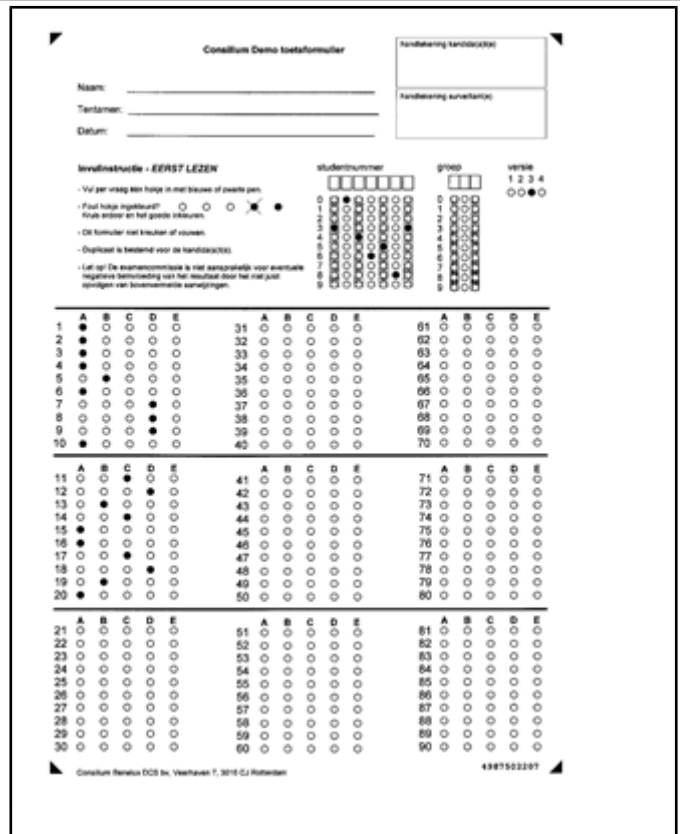
Score Summary

No. of good answers	14
No. of false answers	6
No. of abstention answers	0
No. of out of range/open questions	0

Your grade  
**15,40**

Results

No.	Type	Abst	Your Answer	Correct Answer	Score
1	1 (4)	-	.	A	1
2	1 (4)	-	.	A	1
3	1 (4)	-	.	A	1
4	1 (4)	-	A	D	0
5	1 (4)	-	.	B	1
6	1 (4)	-	A	B	0
7	1 (4)	-	.	D	1
8	1 (4)	-	.	D	1
9	1 (4)	-	D	A	0
10	1 (4)	-	.	A	1
11	1 (4)	-	.	C	1
12	1 (4)	-	.	D	1
13	1 (4)	-	B	C	0
14	1 (4)	-	.	C	1
15	1 (4)	-	.	A	1
16	1 (4)	-	.	A	1
17	1 (4)	-	C	C,D	1
18	1 (4)	-	D	A	0
19	1 (4)	-	.	B	1
20	1 (4)	-	.	A	1



**Explanation of the columns:**  
 Type = Question type. Type 1 = Single Choice Single Answer, number of answer options between brackets  
 Type 2 = Essay Question  
 Abst. = In case an abstention (?) answer is allowed the applicable letter is displayed  
 Score = Your score on this question



Student Feedback Report  
 Consilium ConTest/Demo/psychology/Bachelor/Introduction Basic Statistics\

Participant Information

Participant Number 3209210 Participant Name Jansen, Jan Your version 3

Test Information

No. of participants 33 No. of items (valid / disabled / total) 20 / 0 / 20

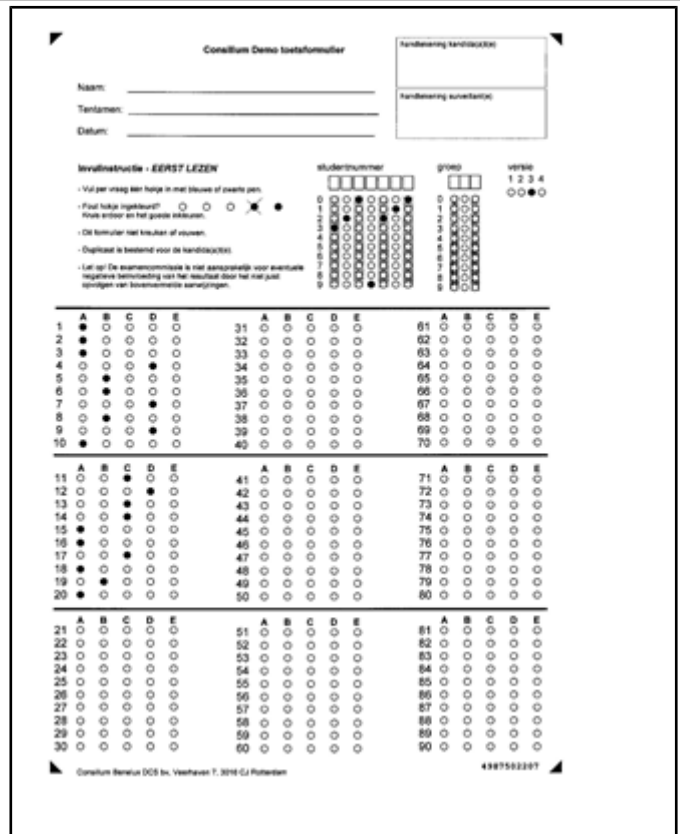
Score Summary

No. of good answers	17
No. of false answers	3
No. of abstention answers	0
No. of out of range/open questions	0

Your grade  
**20,00**

Results

No.	Type	Abst	Your Answer	Correct Answer	Score
1	1 (4)	-	.	A	1
2	1 (4)	-	.	A	1
3	1 (4)	-	.	A	1
4	1 (4)	-	.	D	1
5	1 (4)	-	.	B	1
6	1 (4)	-	.	B	1
7	1 (4)	-	.	D	1
8	1 (4)	-	B	D	0
9	1 (4)	-	D	A	0
10	1 (4)	-	.	A	1
11	1 (4)	-	.	C	1
12	1 (4)	-	.	D	1
13	1 (4)	-	.	C	1
14	1 (4)	-	.	C	1
15	1 (4)	-	.	A	1
16	1 (4)	-	.	A	1
17	1 (4)	-	C	C,D	1
18	1 (4)	-	.	A	1
19	1 (4)	-	.	B	1
20	1 (4)	-	.	A	1



Explanation of the columns:

Type = Question type. Type 1 = Single Choice Single Answer, number of answer options between brackets

Type 2 = Essay Question

Abst. = In case an abstention (?) answer is allowed the applicable letter is displayed

Score = Your score on this question



Student Feedback Report  
 Consilium ConTest\Demo\Psychology\Bachelor\Introduction Basic Statistics\

Participant Information

Participant Number 414743 Participant Name Merckx, Eddy Your version 3

Test Information

No. of participants 33 No. of items (valid / disabled / total) 20 / 0 / 20

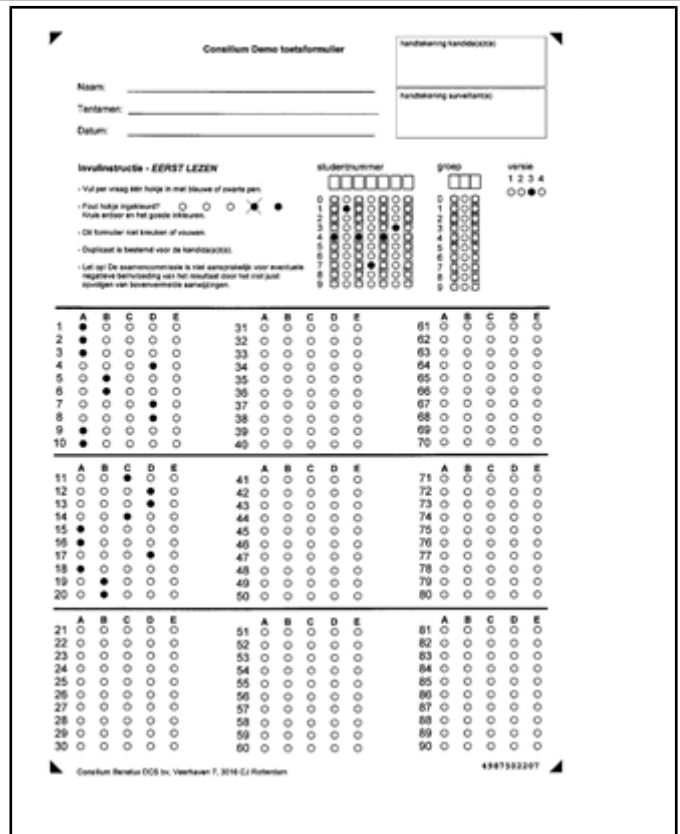
Score Summary

No. of good answers	17
No. of false answers	3
No. of abstention answers	0
No. of out of range/open questions	0

Your grade  
**20,00**

Results

No.	Type	Abst	Your Answer	Correct Answer	Score
1	1 (4)	-	.	A	1
2	1 (4)	-	.	A	1
3	1 (4)	-	.	A	1
4	1 (4)	-	.	D	1
5	1 (4)	-	.	B	1
6	1 (4)	-	.	B	1
7	1 (4)	-	.	D	1
8	1 (4)	-	.	D	1
9	1 (4)	-	.	A	1
10	1 (4)	-	.	A	1
11	1 (4)	-	.	C	1
12	1 (4)	-	.	D	1
13	1 (4)	-	D	C	0
14	1 (4)	-	.	C	1
15	1 (4)	-	.	A	1
16	1 (4)	-	.	A	1
17	1 (4)	-	D	C,D	0
18	1 (4)	-	.	A	1
19	1 (4)	-	.	B	1
20	1 (4)	-	B	A	0



Explanation of the columns:

Type = Question type. Type 1 = Single Choice Single Answer, number of answer options between brackets

Type 2 = Essay Question

Abst. = In case an abstention (?) answer is allowed the applicable letter is displayed

Score = Your score on this question



Student Feedback Report  
 Consilium ConTest\Demo\Psychology\Bachelor\Introduction Basic Statistics\

**Participant Information**

**Participant Number** 3011711 **Participant Name** Kool, Marieke **Your version** 3

**Test Information**

**No. of participants** 33 **No. of items (valid / disabled / total)** 20 / 0 / 20

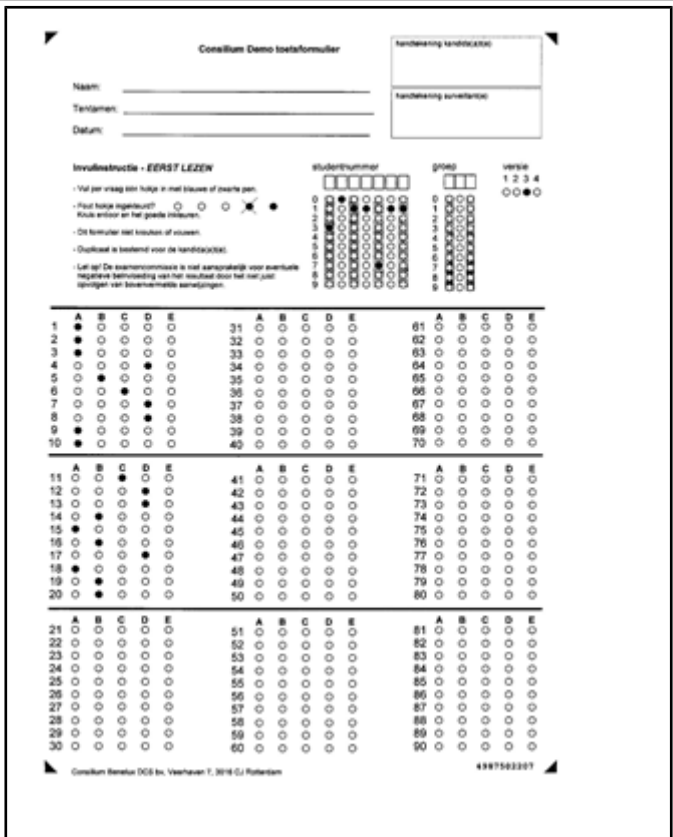
**Score Summary**

<b>No. of good answers</b>	14
<b>No. of false answers</b>	6
<b>No. of abstention answers</b>	0
<b>No. of out of range/open questions</b>	0

**Your grade**  
  
**15,40**

**Results**

No.	Type	Abst	Your Answer	Correct Answer	Score
1	1 (4)	-	.	A	1
2	1 (4)	-	.	A	1
3	1 (4)	-	.	A	1
4	1 (4)	-	.	D	1
5	1 (4)	-	.	B	1
6	1 (4)	-	C	B	0
7	1 (4)	-	.	D	1
8	1 (4)	-	.	D	1
9	1 (4)	-	.	A	1
10	1 (4)	-	.	A	1
11	1 (4)	-	.	C	1
12	1 (4)	-	.	D	1
13	1 (4)	-	D	C	0
14	1 (4)	-	B	C	0
15	1 (4)	-	.	A	1
16	1 (4)	-	B	A	0
17	1 (4)	-	D	C,D	0
18	1 (4)	-	.	A	1
19	1 (4)	-	.	B	1
20	1 (4)	-	B	A	0



**Explanation of the columns:**  
 Type = Question type. Type 1 = Single Choice Single Answer, number of answer options between brackets  
 Type 2 = Essay Question  
 Abst. = In case an abstention (?) answer is allowed the applicable letter is displayed  
 Score = Your score on this question



Student Feedback Report  
 Consilium ConTest/Demo/psychology/Bachelor/Introduction Basic Statistics\

**Participant Information**

**Participant Number** 454451 **Participant Name** De Groot, Els **Your version** 3

**Test Information**

**No. of participants** 33 **No. of items (valid / disabled / total)** 20 / 0 / 20

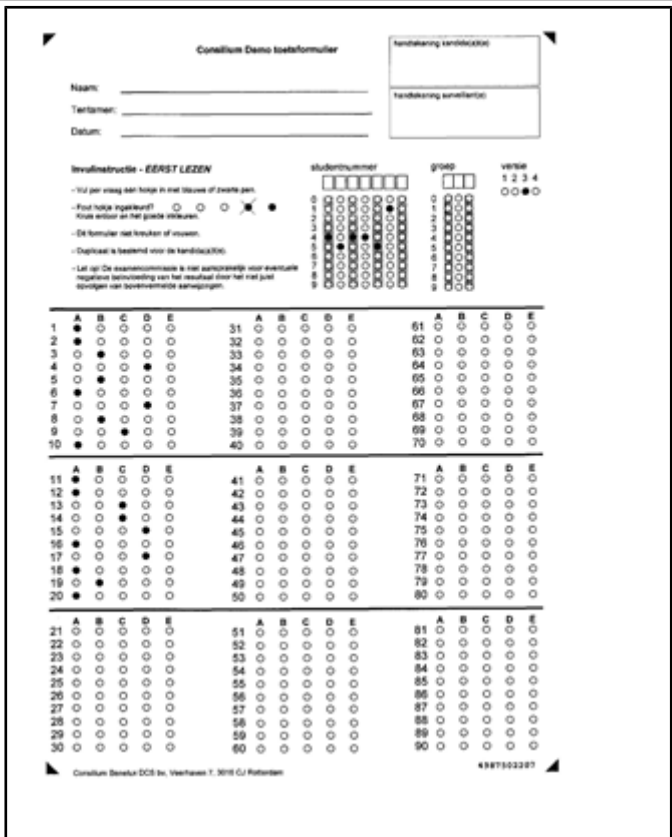
**Score Summary**

No. of good answers	12
No. of false answers	8
No. of abstention answers	0
No. of out of range/open questions	0

**Your grade**  
  
12,60

**Results**

No.	Type	Abst	Your Answer	Correct Answer	Score
1	1 (4)	-	.	A	1
2	1 (4)	-	.	A	1
3	1 (4)	-	B	A	0
4	1 (4)	-	.	D	1
5	1 (4)	-	.	B	1
6	1 (4)	-	A	B	0
7	1 (4)	-	.	D	1
8	1 (4)	-	B	D	0
9	1 (4)	-	C	A	0
10	1 (4)	-	.	A	1
11	1 (4)	-	A	C	0
12	1 (4)	-	A	D	0
13	1 (4)	-	.	C	1
14	1 (4)	-	.	C	1
15	1 (4)	-	D	A	0
16	1 (4)	-	.	A	1
17	1 (4)	-	D	C,D	0
18	1 (4)	-	.	A	1
19	1 (4)	-	.	B	1
20	1 (4)	-	.	A	1



**Explanation of the columns:**

Type = Question type. Type 1 = Single Choice Single Answer, number of answer options between brackets

Type 2 = Essay Question

Abst. = In case an abstention (?) answer is allowed the applicable letter is displayed

Score = Your score on this question





Student Feedback Report  
 Consilium ConTest\Demo\Psychology\Bachelor\Introduction Basic Statistics\

Participant Information

Participant Number 439088 Participant Name Schuiten, Thea Your version 4

Test Information

No. of participants 33 No. of items (valid / disabled / total) 20 / 0 / 20

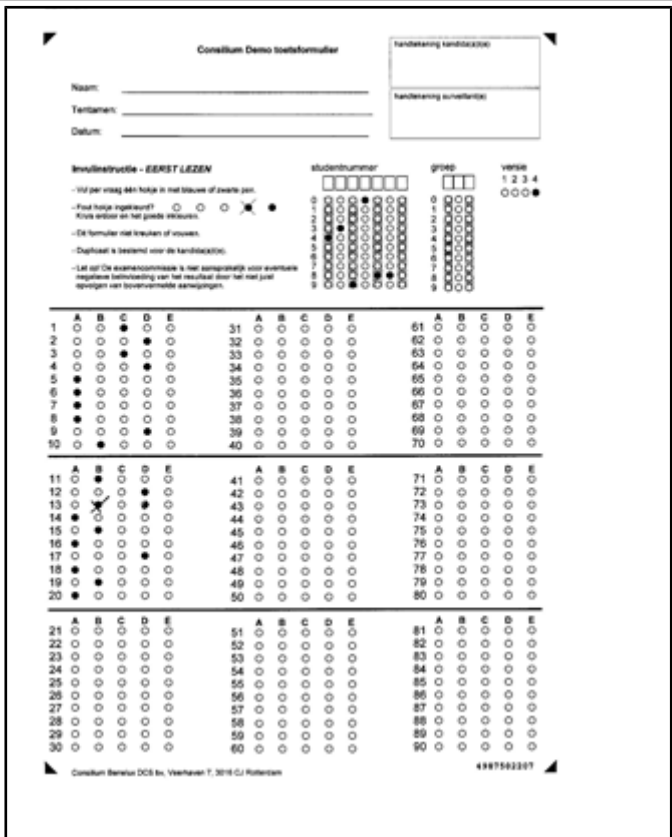
Score Summary

No. of good answers	7
No. of false answers	13
No. of abstention answers	0
No. of out of range/open questions	0

Your grade  
**5,60**

Results

No.	Type	Abst	Your Answer	Correct Answer	Score
1	1 (4)	-	C	B	0
2	1 (4)	-	.	D	0
3	1 (4)	-	C	D	0
4	1 (4)	-	D	A	1
5	1 (4)	-	.	A	0
6	1 (4)	-	A	C	0
7	1 (4)	-	A	D	0
8	1 (4)	-	A	C	0
9	1 (4)	-	D	C	0
10	1 (4)	-	B	A	0
11	1 (4)	-	B	A	0
12	1 (4)	-	D	A	1
13	1 (4)	-	D	A	0
14	1 (4)	-	A	D	0
15	1 (4)	-	.	B	0
16	1 (4)	-	.	A	1
17	1 (4)	-	D	C,D	0
18	1 (4)	-	.	A	1
19	1 (4)	-	.	B	1
20	1 (4)	-	.	A	1



**Explanation of the columns:**  
 Type = Question type. Type 1 = Single Choice Single Answer, number of answer options between brackets  
 Type 2 = Essay Question  
 Abst. = In case an abstention (?) answer is allowed the applicable letter is displayed  
 Score = Your score on this question



Student Feedback Report  
 Consilium ConTest/Demo/Psychology/Bachelor/Introduction Basic Statistics\

Participant Information

Participant Number 477672 Participant Name Tegelaar, Marian Your version 4

Test Information

No. of participants 33 No. of items (valid / disabled / total) 20 / 0 / 20

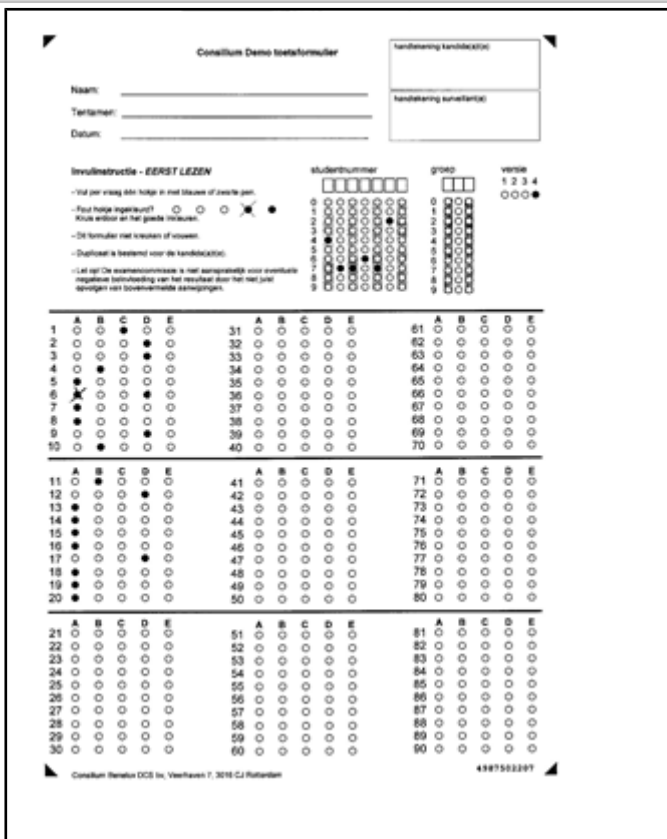
Score Summary

No. of good answers	7
No. of false answers	13
No. of abstention answers	0
No. of out of range/open questions	0

Your grade  
**5,60**

Results

No.	Type	Abst	Your Answer	Correct Answer	Score
1	1 (4)	-	C	B	0
2	1 (4)	-	.	D	0
3	1 (4)	-	.	D	0
4	1 (4)	-	B	A	0
5	1 (4)	-	.	A	0
6	1 (4)	-	D	C	0
7	1 (4)	-	A	D	0
8	1 (4)	-	A	C	0
9	1 (4)	-	D	C	0
10	1 (4)	-	B	A	0
11	1 (4)	-	B	A	0
12	1 (4)	-	D	A	1
13	1 (4)	-	.	A	0
14	1 (4)	-	A	D	0
15	1 (4)	-	A	B	1
16	1 (4)	-	.	A	1
17	1 (4)	-	D	C,D	0
18	1 (4)	-	.	A	1
19	1 (4)	-	A	B	0
20	1 (4)	-	.	A	1



**Explanation of the columns:**  
 Type = Question type. Type 1 = Single Choice Single Answer, number of answer options between brackets  
 Type 2 = Essay Question  
 Abst. = In case an abstention (?) answer is allowed the applicable letter is displayed  
 Score = Your score on this question



Student Feedback Report  
 Consilium ConTest/Demo/psychology/Bachelor/Introduction Basic Statistics\

Participant Information

Participant Number 3011410 Participant Name De Groot, Thea Your version 4

Test Information

No. of participants 33 No. of items (valid / disabled / total) 20 / 0 / 20

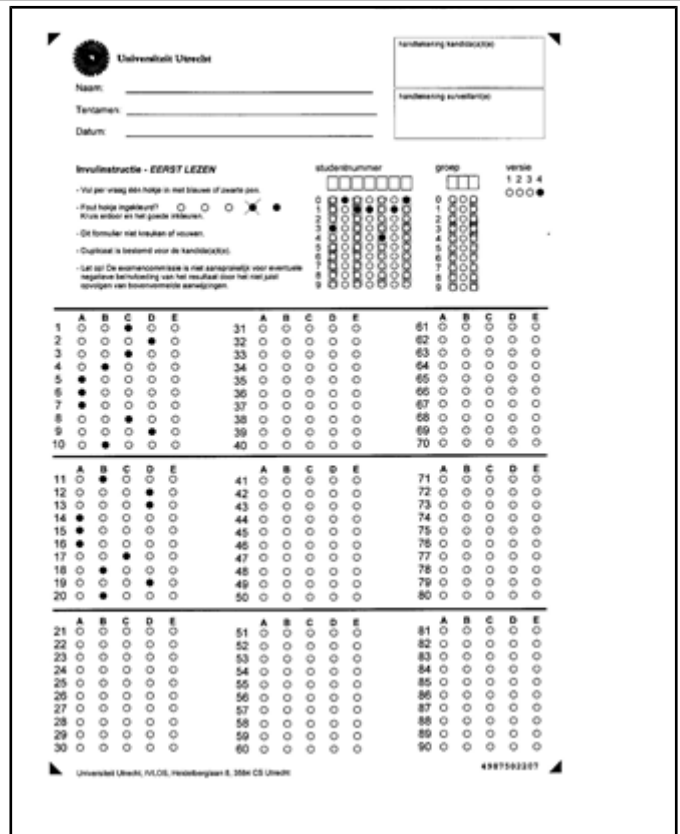
Score Summary

No. of good answers	4
No. of false answers	16
No. of abstention answers	0
No. of out of range/open questions	0

Your grade  
**1,40**

Results

No.	Type	Abst	Your Answer	Correct Answer	Score
1	1 (4)	-	C	B	0
2	1 (4)	-	.	D	0
3	1 (4)	-	C	D	0
4	1 (4)	-	B	A	0
5	1 (4)	-	.	A	0
6	1 (4)	-	A	C	0
7	1 (4)	-	A	D	0
8	1 (4)	-	.	C	0
9	1 (4)	-	D	C	0
10	1 (4)	-	B	A	0
11	1 (4)	-	B	A	0
12	1 (4)	-	D	A	1
13	1 (4)	-	D	A	0
14	1 (4)	-	A	D	0
15	1 (4)	-	A	B	1
16	1 (4)	-	.	A	1
17	1 (4)	-	C	C,D	1
18	1 (4)	-	B	A	0
19	1 (4)	-	D	B	0
20	1 (4)	-	B	A	0



**Explanation of the columns:**  
 Type = Question type. Type 1 = Single Choice Single Answer, number of answer options between brackets  
 Type 2 = Essay Question  
 Abst. = In case an abstention (?) answer is allowed the applicable letter is displayed  
 Score = Your score on this question



Student Feedback Report  
 Consilium ConTest/Demo/psychology/Bachelor/Introduction Basic Statistics\

Participant Information

Participant Number 3028518 Participant Name Blom, Ben Your version 4

Test Information

No. of participants 33 No. of items (valid / disabled / total) 20 / 0 / 20

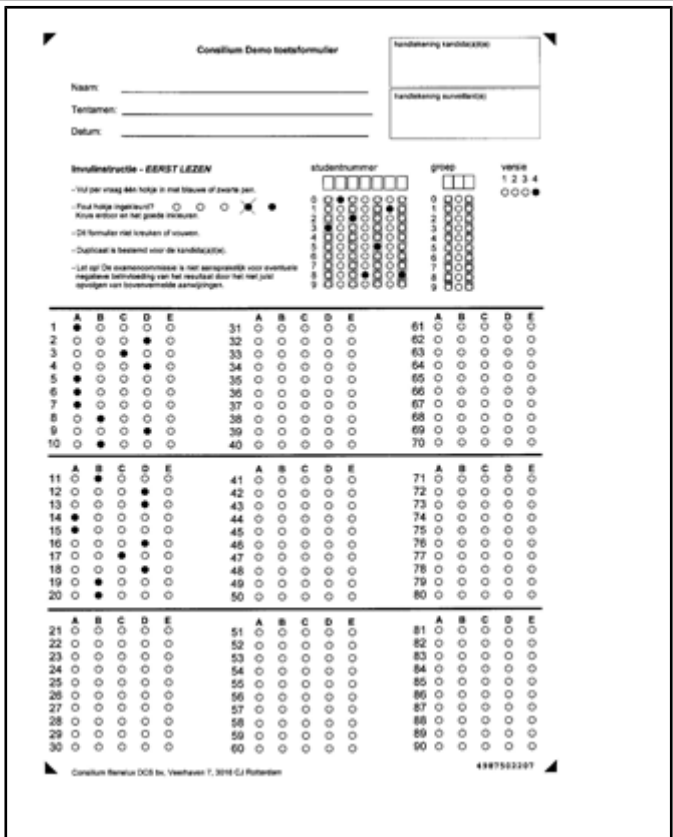
Score Summary

No. of good answers	3
No. of false answers	17
No. of abstention answers	0
No. of out of range/open questions	0

Your grade  
**0,00**

Results

No.	Type	Abst	Your Answer	Correct Answer	Score
1	1 (4)	-	A	B	1
2	1 (4)	-	.	D	0
3	1 (4)	-	C	D	0
4	1 (4)	-	D	A	1
5	1 (4)	-	.	A	0
6	1 (4)	-	A	C	0
7	1 (4)	-	A	D	0
8	1 (4)	-	B	C	0
9	1 (4)	-	D	C	0
10	1 (4)	-	B	A	0
11	1 (4)	-	B	A	0
12	1 (4)	-	D	A	1
13	1 (4)	-	D	A	0
14	1 (4)	-	A	D	0
15	1 (4)	-	A	B	1
16	1 (4)	-	D	A	0
17	1 (4)	-	C	C,D	1
18	1 (4)	-	D	A	0
19	1 (4)	-	.	B	1
20	1 (4)	-	B	A	0



**Explanation of the columns:**  
 Type = Question type. Type 1 = Single Choice Single Answer, number of answer options between brackets  
 Type 2 = Essay Question  
 Abst. = In case an abstention (?) answer is allowed the applicable letter is displayed  
 Score = Your score on this question



Student Feedback Report  
 Consilium ConTest/Demo/Psychology/Bachelor/Introduction Basic Statistics\

Participant Information

Participant Number 309001 Participant Name Nouwen, Edgar Your version 4

Test Information

No. of participants 33 No. of items (valid / disabled / total) 20 / 0 / 20

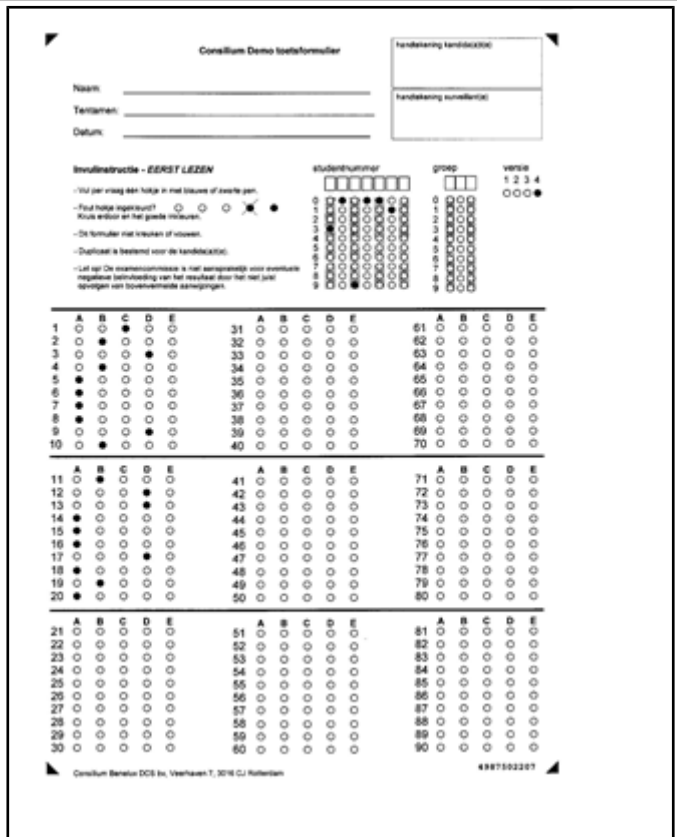
Score Summary

No. of good answers	6
No. of false answers	14
No. of abstention answers	0
No. of out of range/open questions	0


Your grade  
**4,20**

Results

No.	Type	Abst	Your Answer	Correct Answer	Score
1	1 (4)	-	C	B	0
2	1 (4)	-	B	D	0
3	1 (4)	-	.	D	0
4	1 (4)	-	B	A	0
5	1 (4)	-	.	A	0
6	1 (4)	-	A	C	0
7	1 (4)	-	A	D	0
8	1 (4)	-	A	C	0
9	1 (4)	-	D	C	0
10	1 (4)	-	B	A	0
11	1 (4)	-	B	A	0
12	1 (4)	-	D	A	1
13	1 (4)	-	D	A	0
14	1 (4)	-	A	D	0
15	1 (4)	-	A	B	1
16	1 (4)	-	.	A	1
17	1 (4)	-	D	C,D	0
18	1 (4)	-	.	A	1
19	1 (4)	-	.	B	1
20	1 (4)	-	.	A	1



**Explanation of the columns:**  
 Type = Question type. Type 1 = Single Choice Single Answer, number of answer options between brackets  
 Type 2 = Essay Question  
 Abst. = In case an abstention (?) answer is allowed the applicable letter is displayed  
 Score = Your score on this question



Student Feedback Report

Consilium ConTest\Demo\Psychology\Bachelor\Introduction Basic Statistics\

**Participant Information**

<b>Participant Number</b>	447072	<b>Participant Name</b>	De Graaf, Dianne	<b>Your version</b>	4
---------------------------	--------	-------------------------	------------------	---------------------	---

**Test Information**

<b>No. of participants</b>	33	<b>No. of items (valid / disabled / total)</b>	20 / 0 / 20
----------------------------	----	------------------------------------------------	-------------

**Score Summary**

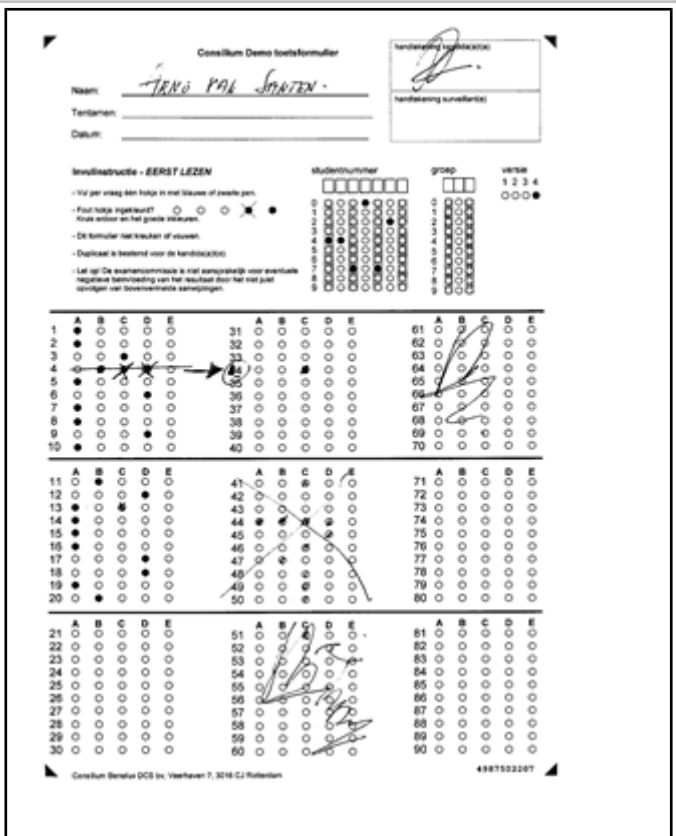
<b>No. of good answers</b>	3
<b>No. of false answers</b>	17
<b>No. of abstention answers</b>	0
<b>No. of out of range/open questions</b>	0

**Your grade**

0,00

**Results**

No.	Type	Abst	Your Answer	Correct Answer	Score
1	1 (4)	-	A	B	1
2	1 (4)	-	A	D	1
3	1 (4)	-	C	D	0
4	1 (4)	-	C	A	0
5	1 (4)	-	.	A	0
6	1 (4)	-	D	C	0
7	1 (4)	-	A	D	0
8	1 (4)	-	A	C	0
9	1 (4)	-	D	C	0
10	1 (4)	-	.	A	1
11	1 (4)	-	B	A	0
12	1 (4)	-	D	A	1
13	1 (4)	-	.	A	0
14	1 (4)	-	A	D	0
15	1 (4)	-	A	B	1
16	1 (4)	-	.	A	1
17	1 (4)	-	D	C,D	0
18	1 (4)	-	D	A	0
19	1 (4)	-	A	B	0
20	1 (4)	-	B	A	0



**Explanation of the columns:**

Type = Question type. Type 1 = Single Choice Single Answer, number of answer options between brackets

Type 2 = Essay Question

Abst. = In case an abstention (?) answer is allowed the applicable letter is displayed

Score = Your score on this question



Student Feedback Report  
 Consilium ConTest\Demo\Psychology\Bachelor\Introduction Basic Statistics\

**Participant Information**

**Participant Number** 492299 **Participant Name** Degens, Thea **Your version** 4

**Test Information**

**No. of participants** 33 **No. of items (valid / disabled / total)** 20 / 0 / 20

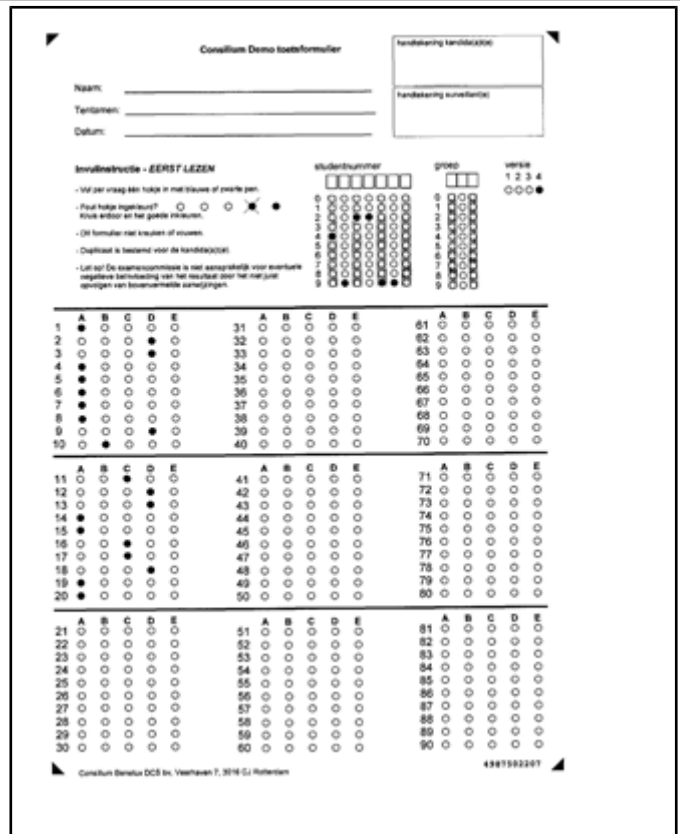
**Score Summary**

No. of good answers	5
No. of false answers	15
No. of abstention answers	0
No. of out of range/open questions	0

**Your grade**  
  
2,80

**Results**

No.	Type	Abst	Your Answer	Correct Answer	Score
1	1 (4)	-	A	B	1
2	1 (4)	-	.	D	0
3	1 (4)	-	.	D	0
4	1 (4)	-	.	A	0
5	1 (4)	-	.	A	0
6	1 (4)	-	A	C	0
7	1 (4)	-	A	D	0
8	1 (4)	-	A	C	0
9	1 (4)	-	D	C	0
10	1 (4)	-	B	A	0
11	1 (4)	-	C	A	1
12	1 (4)	-	D	A	1
13	1 (4)	-	D	A	0
14	1 (4)	-	A	D	0
15	1 (4)	-	A	B	1
16	1 (4)	-	C	A	0
17	1 (4)	-	C	C,D	1
18	1 (4)	-	D	A	0
19	1 (4)	-	A	B	0
20	1 (4)	-	.	A	1



**Explanation of the columns:**

Type = Question type. Type 1 = Single Choice Single Answer, number of answer options between brackets

Type 2 = Essay Question

Abst. = In case an abstention (?) answer is allowed the applicable letter is displayed

Score = Your score on this question





Student Feedback Report  
 Consilium ConTest\Demo\Psychology\Bachelor\Introduction Basic Statistics\

**Participant Information**

**Participant Number** 3063461 **Participant Name** Grembergen, Ton **Your version** 4

**Test Information**

**No. of participants** 33 **No. of items (valid / disabled / total)** 20 / 0 / 20

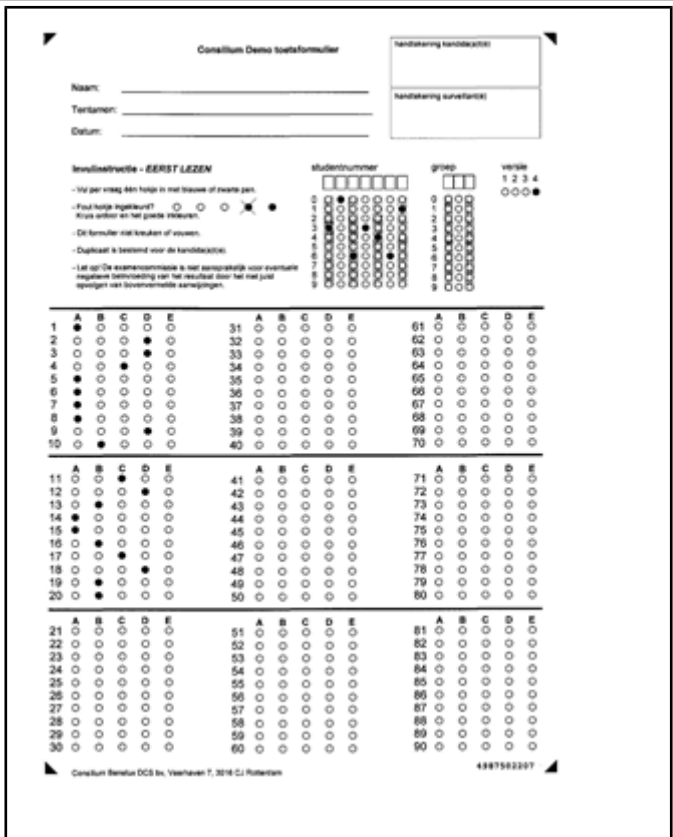
**Score Summary**

<b>No. of good answers</b>	4
<b>No. of false answers</b>	16
<b>No. of abstention answers</b>	0
<b>No. of out of range/open questions</b>	0

**Your grade**  
  
**1,40**

**Results**

No.	Type	Abst	Your Answer	Correct Answer	Score
1	1 (4)	-	A	B	1
2	1 (4)	-	.	D	0
3	1 (4)	-	.	D	0
4	1 (4)	-	C	A	0
5	1 (4)	-	.	A	0
6	1 (4)	-	A	C	0
7	1 (4)	-	A	D	0
8	1 (4)	-	A	C	0
9	1 (4)	-	D	C	0
10	1 (4)	-	B	A	0
11	1 (4)	-	C	A	1
12	1 (4)	-	D	A	1
13	1 (4)	-	B	A	0
14	1 (4)	-	A	D	0
15	1 (4)	-	A	B	1
16	1 (4)	-	B	A	0
17	1 (4)	-	C	C,D	1
18	1 (4)	-	D	A	0
19	1 (4)	-	.	B	1
20	1 (4)	-	B	A	0



**Explanation of the columns:**  
 Type = Question type. Type 1 = Single Choice Single Answer, number of answer options between brackets  
 Type 2 = Essay Question  
 Abst. = In case an abstention (?) answer is allowed the applicable letter is displayed  
 Score = Your score on this question





Student Feedback Report  
 Consilium ConTest\Demo\Psychology\Bachelor\Introduction Basic Statistics\

Participant Information

Participant Number 3211444 Participant Name Fransen, Jaap Your version 4

Test Information

No. of participants 33 No. of items (valid / disabled / total) 20 / 0 / 20

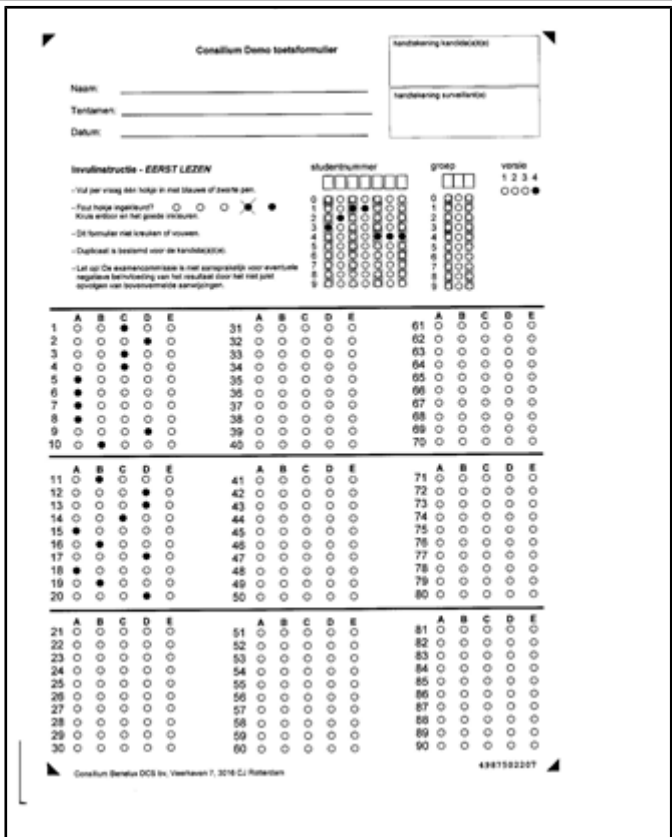
Score Summary

No. of good answers	4
No. of false answers	16
No. of abstention answers	0
No. of out of range/open questions	0

Your grade  
**1,40**

Results

No.	Type	Abst	Your Answer	Correct Answer	Score
1	1 (4)	-	C	B	0
2	1 (4)	-	.	D	0
3	1 (4)	-	C	D	0
4	1 (4)	-	C	A	0
5	1 (4)	-	.	A	0
6	1 (4)	-	A	C	0
7	1 (4)	-	A	D	0
8	1 (4)	-	A	C	0
9	1 (4)	-	D	C	0
10	1 (4)	-	B	A	0
11	1 (4)	-	B	A	0
12	1 (4)	-	D	A	1
13	1 (4)	-	D	A	0
14	1 (4)	-	C	D	1
15	1 (4)	-	A	B	1
16	1 (4)	-	B	A	0
17	1 (4)	-	D	C,D	0
18	1 (4)	-	.	A	1
19	1 (4)	-	.	B	1
20	1 (4)	-	D	A	0



**Explanation of the columns:**  
 Type = Question type. Type 1 = Single Choice Single Answer, number of answer options between brackets  
 Type 2 = Essay Question  
 Abst. = In case an abstention (?) answer is allowed the applicable letter is displayed  
 Score = Your score on this question